



Harrison Central High School

Harrison County School District



15600 SCHOOL ROAD
Gulfport, MS 39503



Kelly Fuller
kfuller@harrison.k12.ms.us

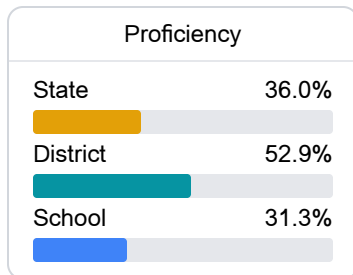
Identified for **Additional Targeted Support and Improvement**

School Accountability Grade Components

Mississippi's accountability system assigns "A" through "F" letter grades for schools and districts. Grades are based on student achievement, student growth, student participation in testing, and other academic measures. COVID - 19 pandemic disruptions continue to be reflected in 2021 - 2022 accountability data, particularly growth data.

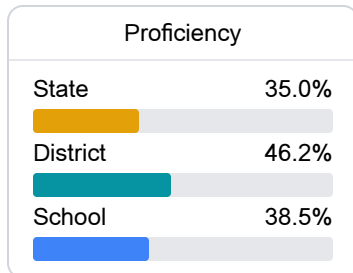
Math

Measurements of student performance on the statewide math assessment.



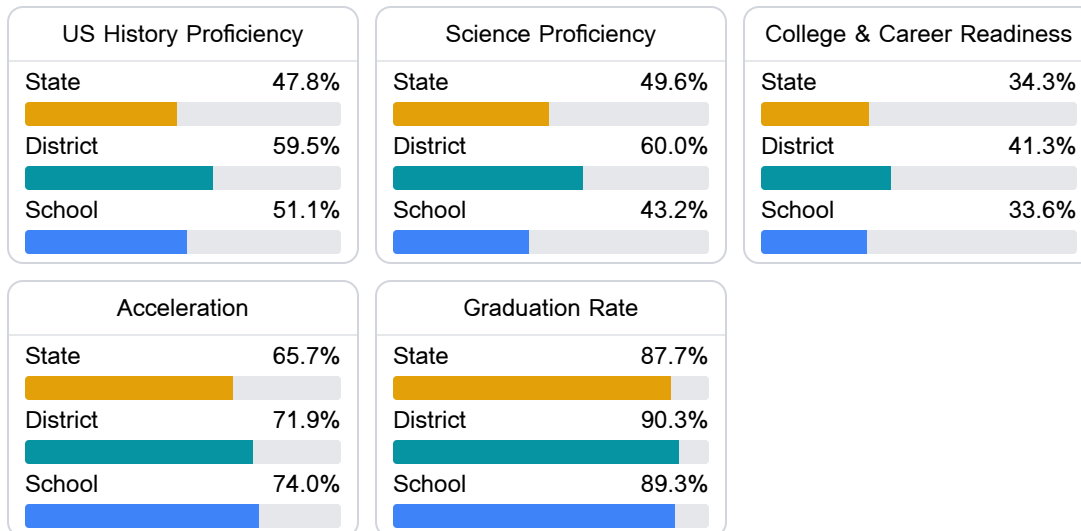
English

Measurements of student performance on the statewide English language arts (ELA) assessment.



Other Measures

Other measurements of student performance that factor into the accountability grade.



Teacher Data

92.3

Teachers



83.2%

Experienced Teachers

4.2%

Provisional Teachers

99.7%

In-Field Teachers

Detailed Assessment and Other Data

Student Performance

The following information shows each level of student performance on statewide assessments.

Math

Level 1		Level 2		Level 3		Level 4		Level 5	
State	11.6%	State	24.2%	State	29.5%	State	24.8%	State	9.9%
District	5.6%	District	16.8%	District	26.4%	District	31.6%	District	19.6%
School	0-10%	School	11-20%	School	31-40%	School	21-30%	School	0-10%
Minimal		Basic		Passing		Proficient		Advanced	

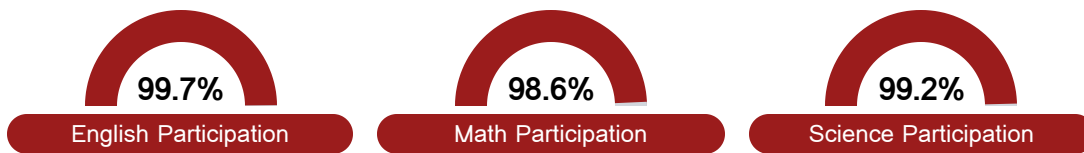
English

Level 1		Level 2		Level 3		Level 4		Level 5	
State	10.8%	State	23.1%	State	31.8%	State	24.6%	State	9.7%
District	6.6%	District	17.4%	District	31.0%	District	30.9%	District	14.2%
School	12.8%	School	25.4%	School	24.8%	School	24.0%	School	13.1%
Minimal		Basic		Passing		Proficient		Advanced	

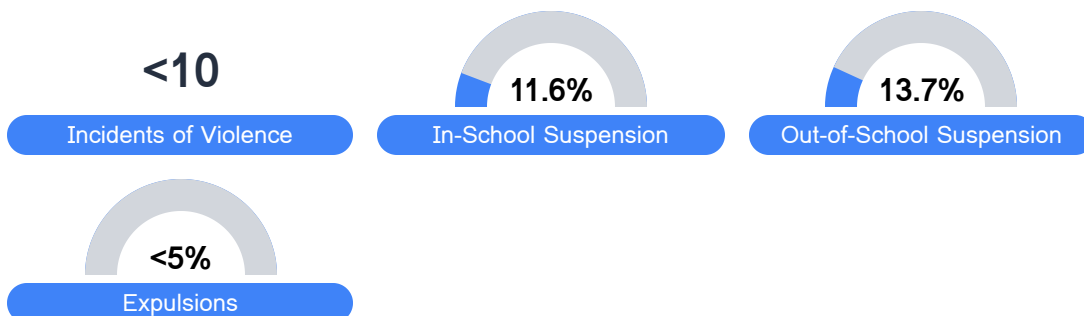
Science

Level 1		Level 2		Level 3		Level 4		Level 5	
State	13.8%	State	14.5%	State	23.4%	State	32.7%	State	15.7%
District	7.9%	District	10.0%	District	21.2%	District	36.7%	District	24.3%
School	10.7%	School	19.0%	School	23.7%	School	32.0%	School	14.6%
Minimal		Basic		Passing		Proficient		Advanced	

Student Assessment Participation



Discipline



* Source: 2017-2018 Civil Rights Data Collection

Other Data



28.0 %

Chronic Absenteeism



\$10,144.57

Per-Pupil Expenditure



53.7 %

Post-Secondary Enrollment



31.5%

Advanced Course Participation