

Yazoo City High School

Yazoo City Municipal School District

1825 DR. MARTIN LUTHER KING DRIVE
Yazoo City, MS 39194

Dr. Sharon Brown
sbrown@masd.k12.ms.us

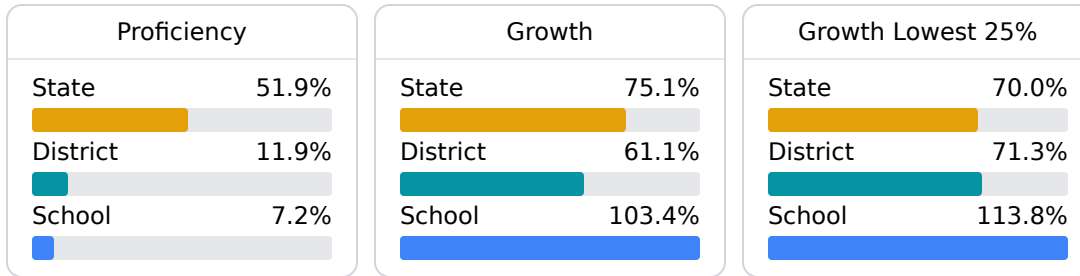
Identified for **Comprehensive Support and Improvement**

School Accountability Grade Components

Mississippi's accountability system assigns "A" through "F" letter grades for schools and districts. Grades are based on student achievement, student growth, student participation in testing, and other academic measures.

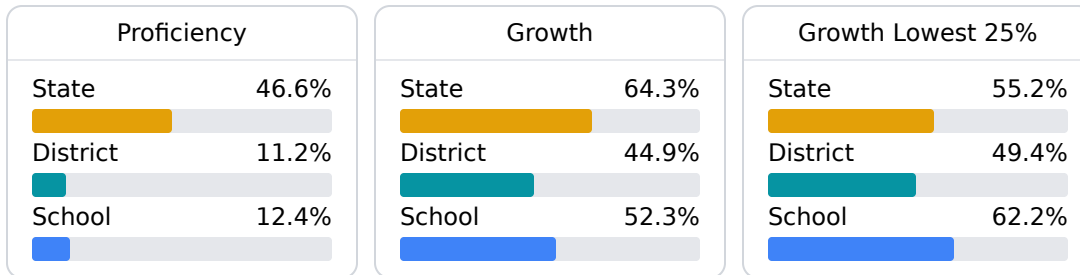
Math

Measurements of student performance on the statewide math assessment.



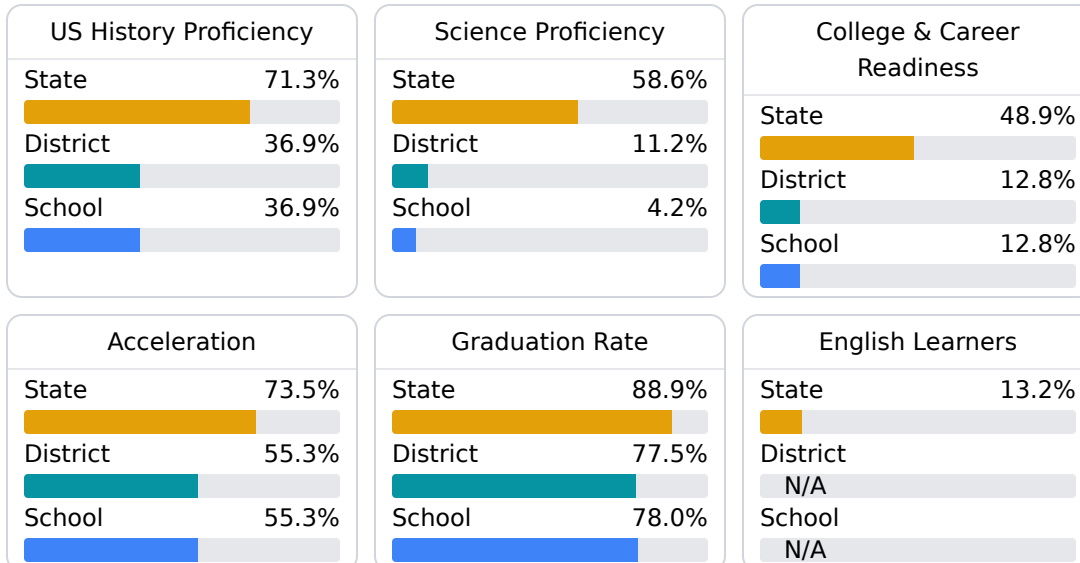
English

Measurements of student performance on the statewide English language arts (ELA) assessment.



Other Measures

Other measurements of student performance that factor into the accountability grade.



Teacher Data

36.3

Teachers



79.4%

Experienced Teachers

6.8%

Provisional Teachers

98.4%

In-Field Teachers

Detailed Assessment and Other Data

Student Performance

The following information shows each level of student performance on statewide assessments.

Math

Level 1	Level 2	Level 3	Level 4	Level 5
State 0-10%	State 11-20%	State 21-30%	State 31-40%	State 11-20%
District 21-30%	District 31-40%	District 21-30%	District 11-20%	District 0-10%
School 6.5%	School 21.5%	School 45.2%	School 26.9%	School N/A
Minimal	Basic	Passing	Proficient	Advanced

English

Level 1	Level 2	Level 3	Level 4	Level 5
State 8.3%	State 17.0%	State 29.7%	State 29.3%	State 15.7%
District 31-40%	District 31-40%	District 21-30%	District 0-10%	District 0-10%
School 31-40%	School 31-40%	School 11-20%	School 0-10%	School 0-10%
Minimal	Basic	Passing	Proficient	Advanced

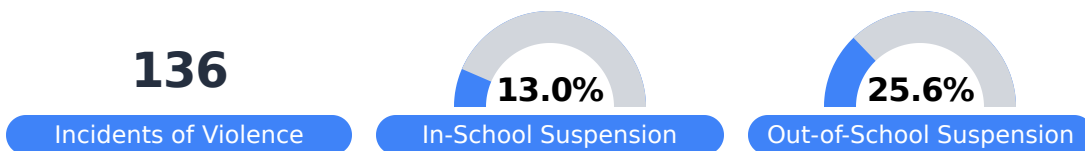
Science

Level 1	Level 2	Level 3	Level 4	Level 5
State 11.4%	State 11.9%	State 20.8%	State 33.6%	State 22.3%
District 41-50%	District 21-30%	District 11-20%	District 11-20%	District 0-10%
School 48.8%	School 20.2%	School 17.8%	School 13.2%	School N/A
Minimal	Basic	Passing	Proficient	Advanced

Student Assessment Participation



Discipline



Other Data



30.4%

Chronic Absenteeism



\$12,482.16

Per-Pupil Expenditure



38.0%

Post-Secondary Enrollment



32.8%

Advanced Course Participation