



## Yazoo City High School

Yazoo City Municipal School District



1825 DR. MARTIN LUTHER KING DRIVE  
Yazoo City, MS 39194



SHARON BROWN  
sharonbrown@yazoocity.k12.ms.us

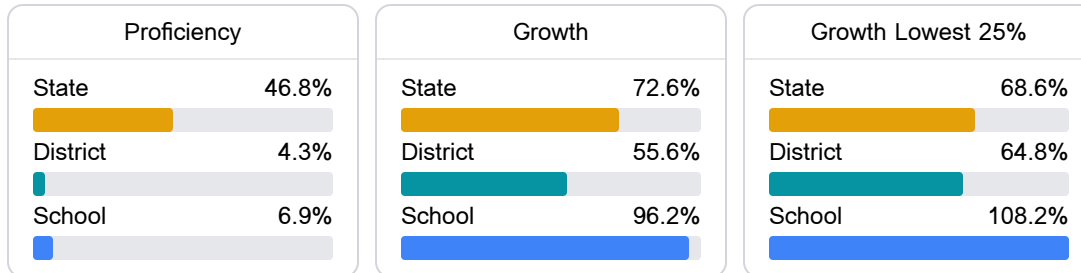
Identified for **Targeted Support and Improvement**

### School Accountability Grade Components

Mississippi's accountability system assigns "A" through "F" letter grades for schools and districts. Grades are based on student achievement, student growth, student participation in testing, and other academic measures. COVID - 19 pandemic disruptions continue to be reflected in 2021 - 2022 accountability data, particularly growth data.

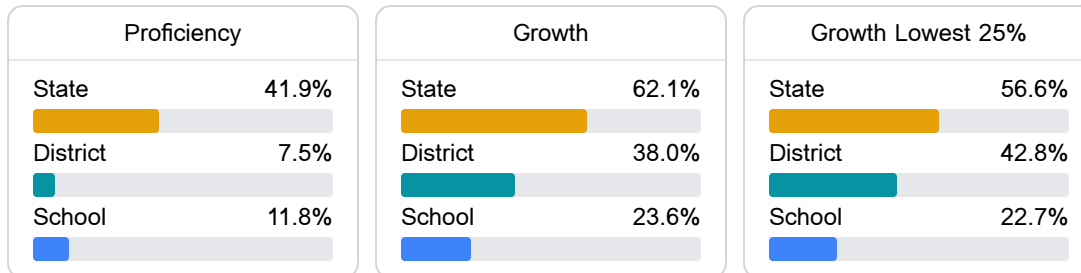
#### Math

Measurements of student performance on the statewide math assessment.



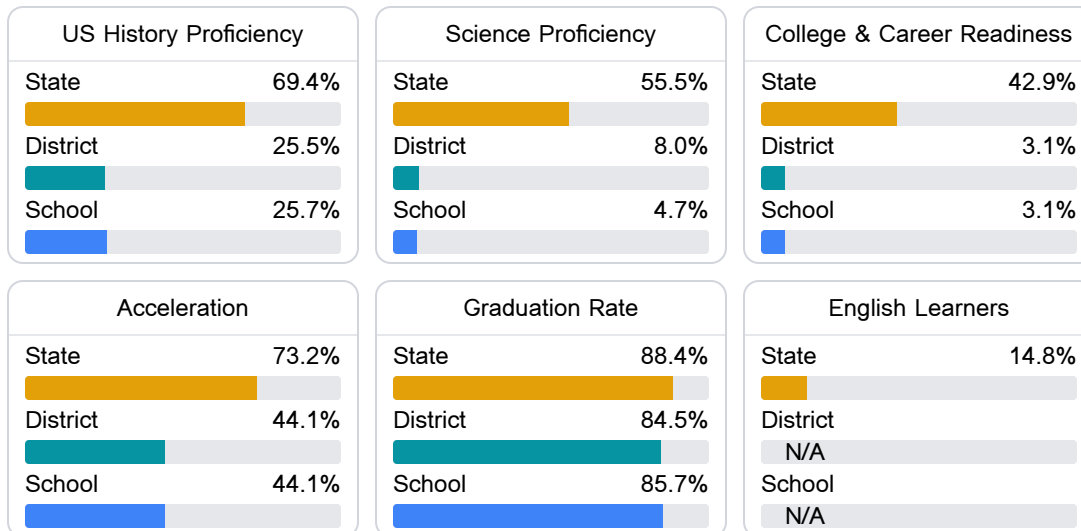
#### English

Measurements of student performance on the statewide English language arts (ELA) assessment.



#### Other Measures

Other measurements of student performance that factor into the accountability grade.



### Teacher Data

39.6

Teachers



63.8%

Experienced Teachers

28.3%

Provisional Teachers

85.2%

In-Field Teachers

## Detailed Assessment and Other Data

## Student Performance

The following information shows each level of student performance on statewide assessments.

## Math

Level 1		Level 2		Level 3		Level 4		Level 5	
State	7.0%	State	19.3%	State	27.3%	State	31.5%	State	15.0%
District	21-30%	District	41-50%	District	21-30%	District	0-10%	District	0-10%
School	0-10%	School	31-40%	School	51-60%	School	0-10%	School	N/A
Minimal		Basic		Passing		Proficient		Advanced	

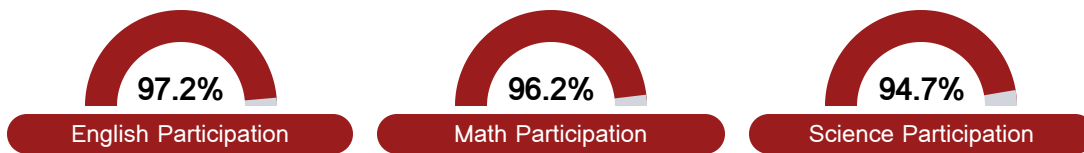
## English

Level 1		Level 2		Level 3		Level 4		Level 5	
State	8.6%	State	18.9%	State	31.3%	State	29.1%	State	12.1%
District	31-40%	District	31-40%	District	21-30%	District	0-10%	District	0-10%
School	31-40%	School	31-40%	School	21-30%	School	0-10%	School	0-10%
Minimal		Basic		Passing		Proficient		Advanced	

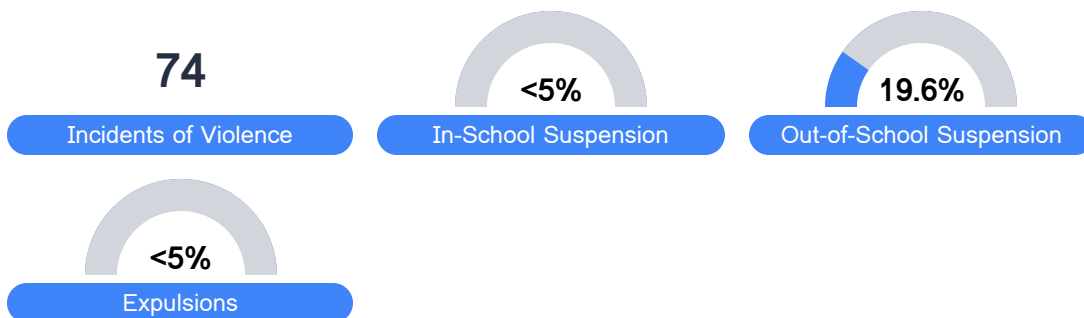
## Science

Level 1		Level 2		Level 3		Level 4		Level 5	
State	11.0%	State	12.4%	State	22.5%	State	34.7%	State	19.4%
District	41-50%	District	21-30%	District	21-30%	District	0-10%	District	0-10%
School	41-50%	School	21-30%	School	21-30%	School	0-10%	School	N/A
Minimal		Basic		Passing		Proficient		Advanced	

## Student Assessment Participation



## Discipline



## Other Data



31.4 %

Chronic Absenteeism



\$11,379.13

Per-Pupil Expenditure



49.5 %

Post-Secondary Enrollment



58.6%

Advanced Course Participation