

School Report Card 2022 - 2023

For more detailed information, please visit <https://msrc.mdek12.org>.



Bettie E Woolfolk Middle School

Yazoo City Municipal School District



209 W. 5TH ST
Yazoo City, MS 39194



Dr. Tulawna Belcher
tbelcher@masd.k12.ms.us

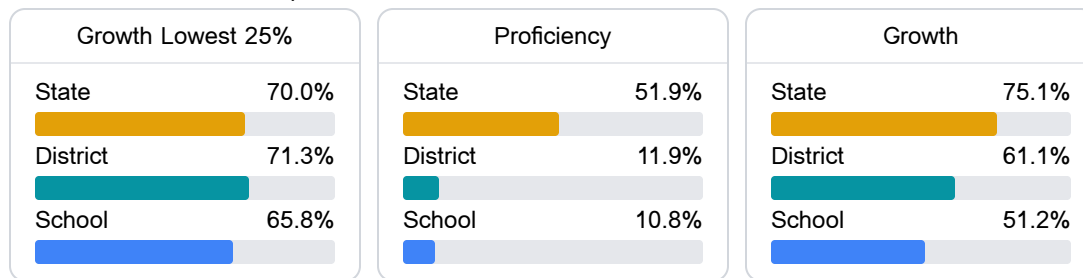
Identified for **Comprehensive Support and Improvement**

School Accountability Grade Components

Mississippi's accountability system assigns "A" through "F" letter grades for schools and districts. Grades are based on student achievement, student growth, student participation in testing, and other academic measures.

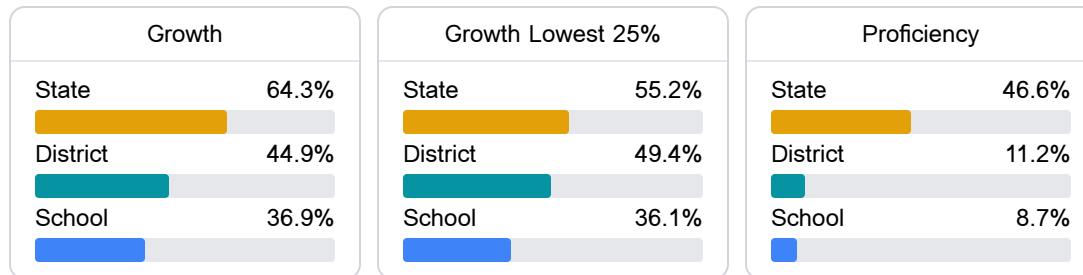
Math

Measurements of student performance on the statewide math assessment.



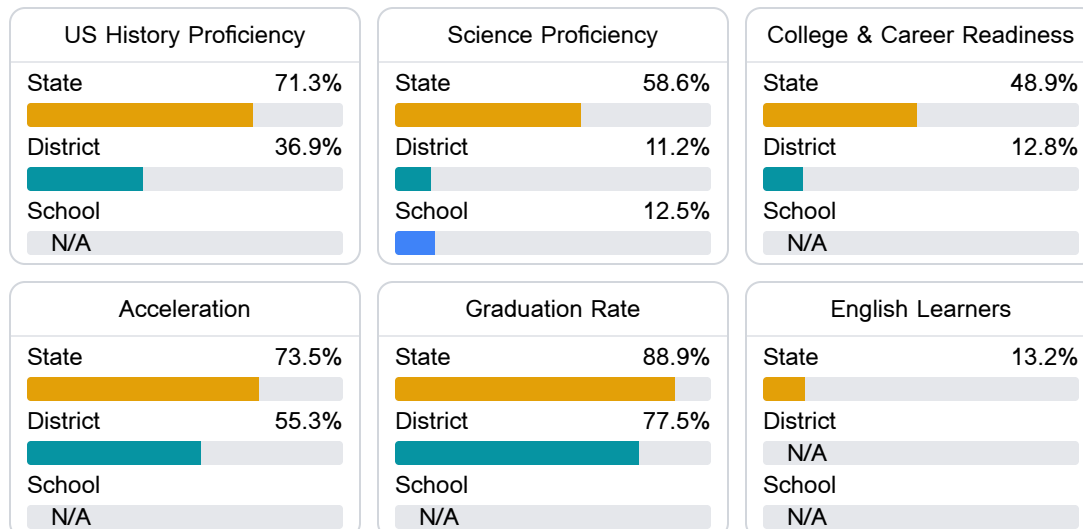
English

Measurements of student performance on the statewide English language arts (ELA) assessment.



Other Measures

Other measurements of student performance that factor into the accountability grade.



Teacher Data

24.6

Teachers



83.6%

Experienced Teachers

28.6%

Provisional Teachers

97.0%

In-Field Teachers

Detailed Assessment and Other Data

Student Performance

The following information shows each level of student performance on statewide assessments.

Math

Level 1		Level 2		Level 3		Level 4		Level 5	
State	0-10%	State	11-20%	State	21-30%	State	31-40%	State	11-20%
District	21-30%	District	31-40%	District	21-30%	District	11-20%	District	0-10%
School	21-30%	School	41-50%	School	11-20%	School	0-10%	School	0-10%
Minimal		Basic		Passing		Proficient		Advanced	

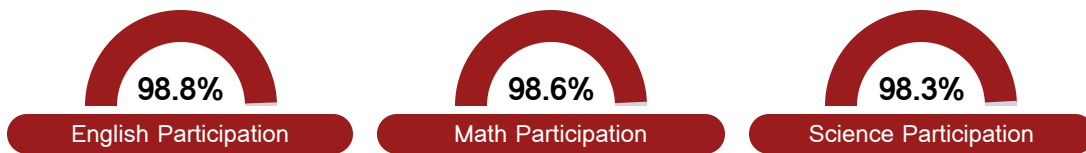
English

Level 1		Level 2		Level 3		Level 4		Level 5	
State	8.3%	State	17.0%	State	29.7%	State	29.3%	State	15.7%
District	31-40%	District	31-40%	District	21-30%	District	0-10%	District	0-10%
School	31-40%	School	31-40%	School	21-30%	School	0-10%	School	0-10%
Minimal		Basic		Passing		Proficient		Advanced	

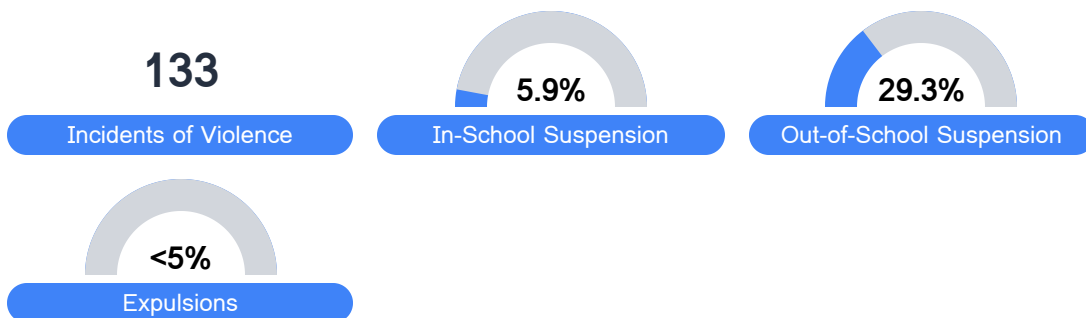
Science

Level 1		Level 2		Level 3		Level 4		Level 5	
State	11.4%	State	11.9%	State	20.8%	State	33.6%	State	22.3%
District	41-50%	District	21-30%	District	11-20%	District	11-20%	District	0-10%
School	41-50%	School	21-30%	School	11-20%	School	11-20%	School	0-10%
Minimal		Basic		Passing		Proficient		Advanced	

Student Assessment Participation



Discipline



Other Data



26.5 %

Chronic Absenteeism



\$10,718.68

Per-Pupil Expenditure