



## Bettie E Woolfolk Middle School

Yazoo City Municipal School District



209 W. 5TH ST  
Yazoo City, MS 39194



Dr. Tulawna Belcher  
tbelcher@masd.k12.ms.us

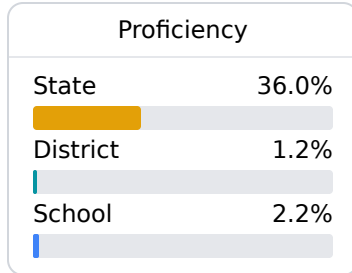
Identified for **Targeted Support and Improvement**

### School Accountability Grade Components

Mississippi's accountability system assigns "A" through "F" letter grades for schools and districts. Grades are based on student achievement, student growth, student participation in testing, and other academic measures. COVID - 19 pandemic disruptions continue to be reflected in 2021 - 2022 accountability data, particularly growth data.

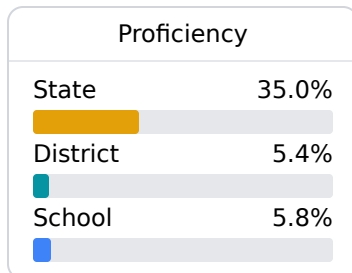
#### Math

Measurements of student performance on the statewide math assessment.



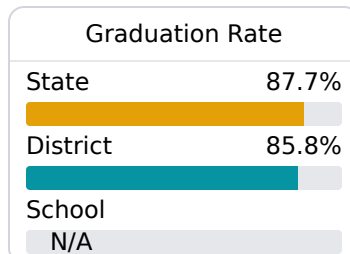
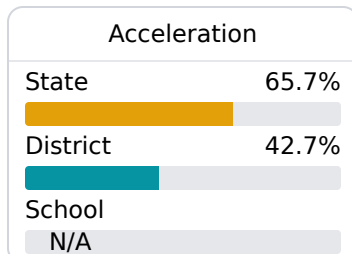
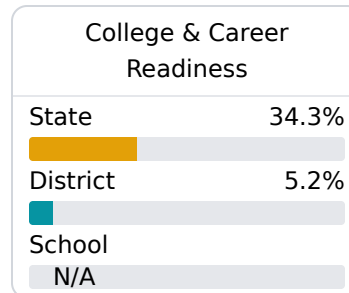
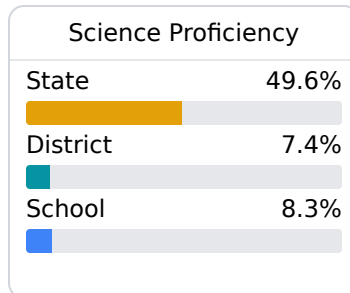
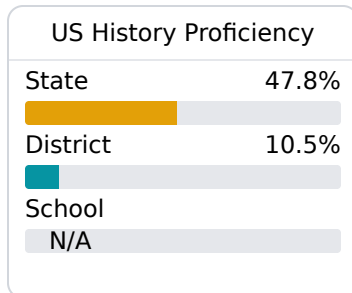
#### English

Measurements of student performance on the statewide English language arts (ELA) assessment.



#### Other Measures

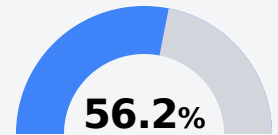
Other measurements of student performance that factor into the accountability grade.



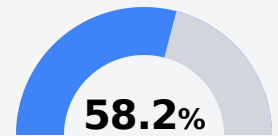
### Teacher Data

35.7

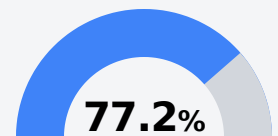
Teachers



Experienced Teachers



Provisional Teachers



In-Field Teachers

## Detailed Assessment and Other Data

### Student Performance

The following information shows each level of student performance on statewide assessments.

#### Math

Level 1	Level 2	Level 3	Level 4	Level 5
State 11.6%	State 24.2%	State 29.5%	State 24.8%	State 9.9%
District 41-50%	District 41-50%	District 11-20%	District 0-10%	District N/A
School 41-50%	School 31-40%	School 11-20%	School 0-10%	School N/A
Minimal	Basic	Passing	Proficient	Advanced

#### English

Level 1	Level 2	Level 3	Level 4	Level 5
State 10.8%	State 23.1%	State 31.8%	State 24.6%	State 9.7%
District 31-40%	District 31-40%	District 11-20%	District 0-10%	District 0-10%
School 31-40%	School 31-40%	School 11-20%	School 0-10%	School 0-10%
Minimal	Basic	Passing	Proficient	Advanced

#### Science

Level 1	Level 2	Level 3	Level 4	Level 5
State 13.8%	State 14.5%	State 23.4%	State 32.7%	State 15.7%
District 41-50%	District 21-30%	District 11-20%	District 0-10%	District 0-10%
School 41-50%	School 21-30%	School 21-30%	School 0-10%	School 0-10%
Minimal	Basic	Passing	Proficient	Advanced

## Student Assessment Participation



## Discipline



\* Source: 2017-2018 Civil Rights Data Collection

## Other Data



**11.4%**

Chronic Absenteeism



**\$8,791.80**

Per-Pupil Expenditure



**<5%**

Advanced Course Participation