

School Report Card 2017 - 2018

For more detailed information, please visit <https://msrc.mdek12.org>.



Bettie E Woolfolk Middle School

Yazoo City Municipal School District



209 W. 5TH ST
Yazoo City, MS 39194



Dr. Tulawna Belcher
tbelcher@masd.k12.ms.us

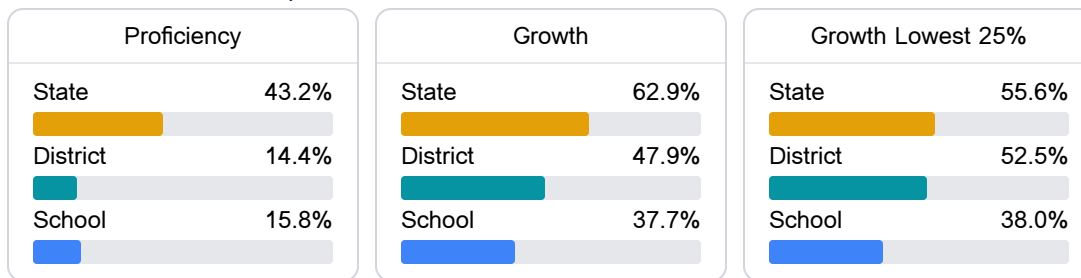
Identified for **Targeted Support and Improvement**

School Accountability Grade Components

Mississippi's accountability system assigns "A" through "F" letter grades for schools and districts. Grades are based on student achievement, student growth, student participation in testing, and other academic measures.

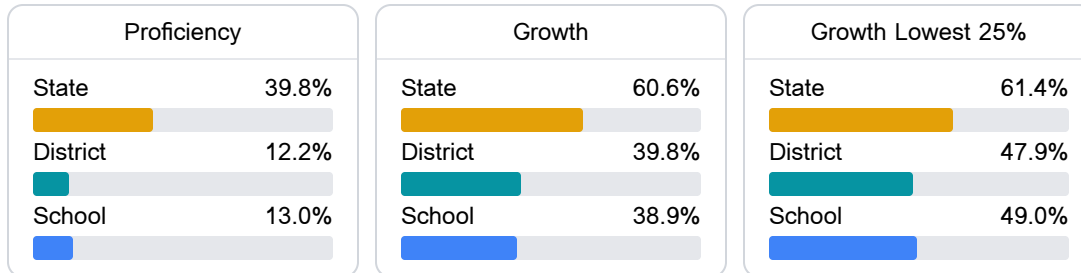
Math

Measurements of student performance on the statewide math assessment.



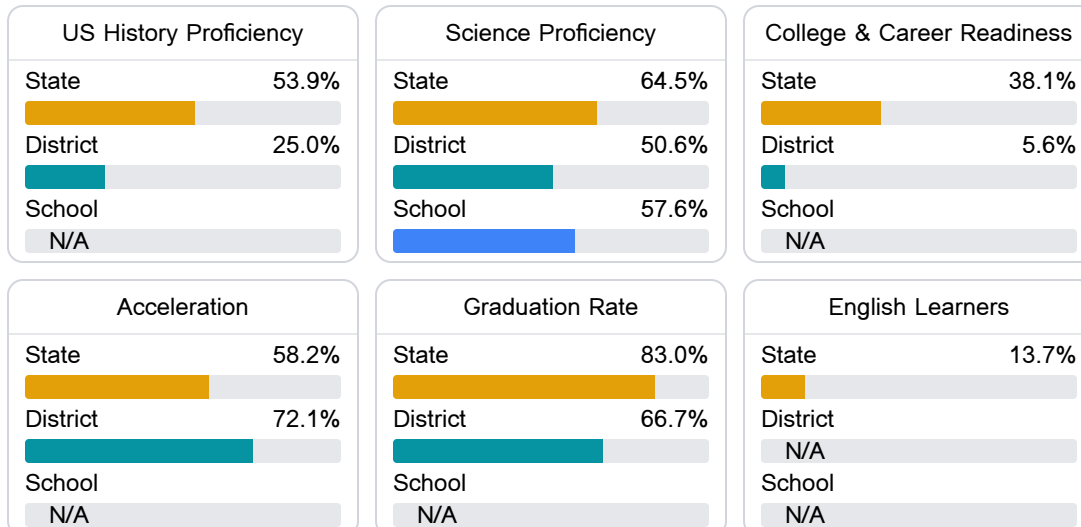
English

Measurements of student performance on the statewide English language arts (ELA) assessment.



Other Measures

Other measurements of student performance that factor into the accountability grade.



Teacher Data

36.2

Teachers



61.4%

Experienced Teachers

25.4%

Provisional Teachers

84.0%

In-Field Teachers

Detailed Assessment and Other Data

Student Performance

The following information shows each level of student performance on statewide assessments.

Math

Level 1	Level 2	Level 3	Level 4	Level 5
State 6.8%	State 20.9%	State 30.5%	State 29.9%	State 11.9%
District 11-20%	District 31-40%	District 31-40%	District 11-20%	District 0-10%
School 11-20%	School 31-40%	School 31-40%	School 11-20%	School 0-10%
Minimal	Basic	Passing	Proficient	Advanced

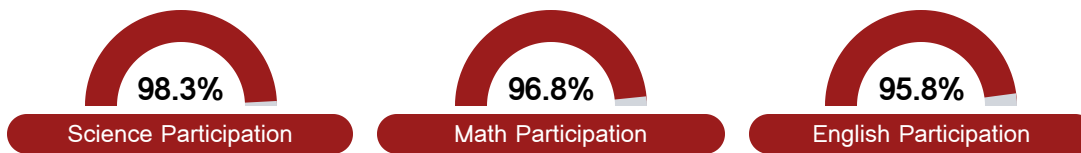
English

Level 1	Level 2	Level 3	Level 4	Level 5
State 7.4%	State 20.4%	State 33.7%	State 29.0%	State 9.4%
District 21-30%	District 31-40%	District 21-30%	District 0-10%	District 0-10%
School 21-30%	School 31-40%	School 31-40%	School 0-10%	School 0-10%
Minimal	Basic	Passing	Proficient	Advanced

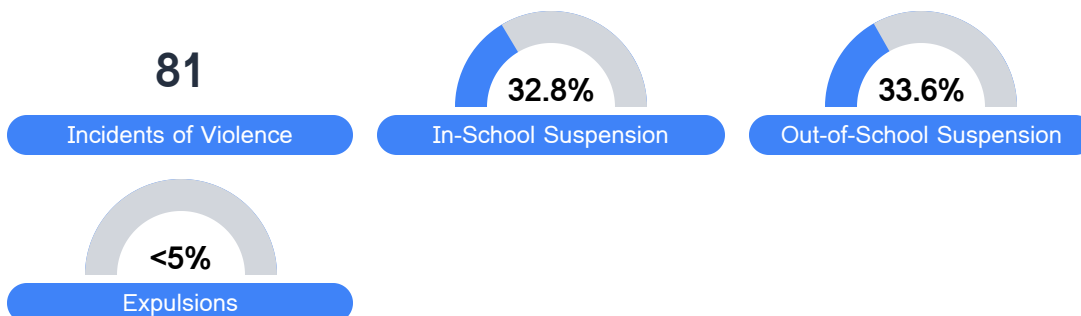
Science

Level 1	Level 2	Level 3	Level 4
State 13.6%	State 24.0%	State 20.7%	State 20.7%
District 23.1%	District 26.5%	District 5.2%	District 5.2%
School 20.3%	School 22.6%	School 5.1%	School 5.1%
Minimal	Basic	Proficient	Advanced

Student Assessment Participation



Discipline



* Source: 2017-2018 Civil Rights Data Collection

Other Data



27.4 %

Chronic Absenteeism



\$7,032.10

Per-Pupil Expenditure