



Webster Street Elementary School

Yazoo City Municipal School District



622 E.4TH ST.
Yazoo City, MS 39194



Marquita Robertson
mroberton@masd.k12.ms.us

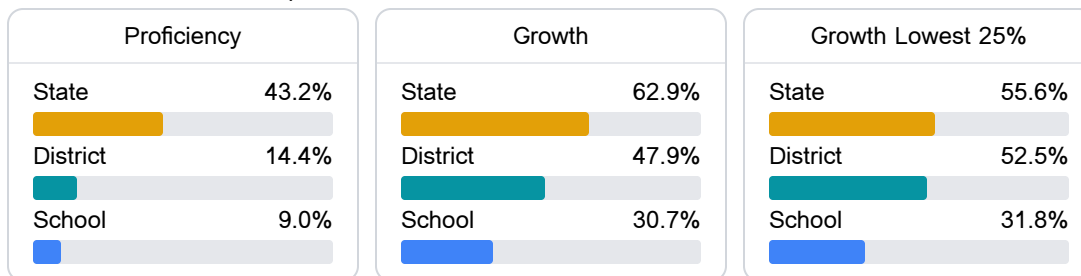
Identified for **Comprehensive Support and Improvement**

School Accountability Grade Components

Mississippi's accountability system assigns "A" through "F" letter grades for schools and districts. Grades are based on student achievement, student growth, student participation in testing, and other academic measures.

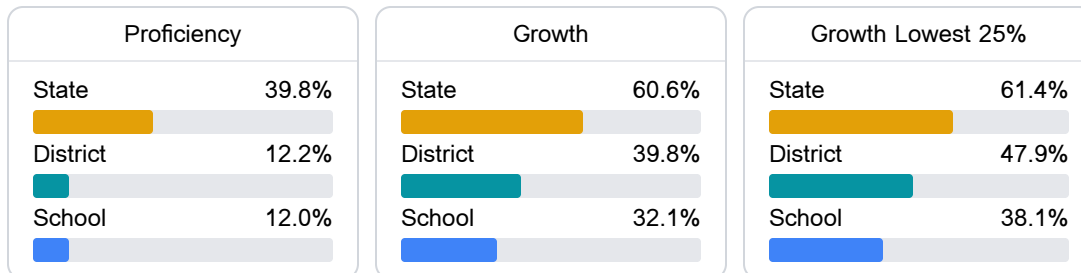
Math

Measurements of student performance on the statewide math assessment.



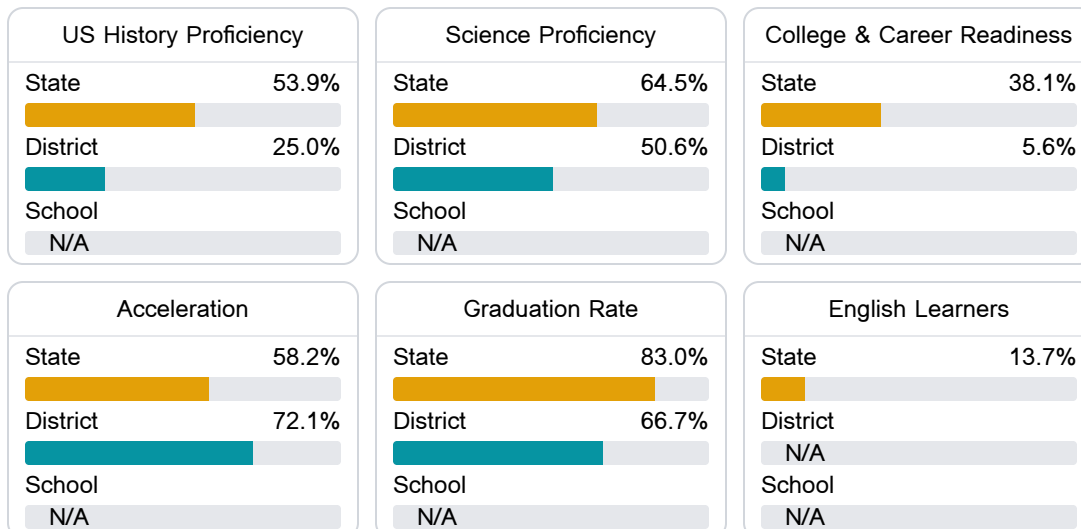
English

Measurements of student performance on the statewide English language arts (ELA) assessment.



Other Measures

Other measurements of student performance that factor into the accountability grade.



Teacher Data

25.4

Teachers



37.0%

Experienced Teachers

19.7%

Provisional Teachers

80.9%

In-Field Teachers

Detailed Assessment and Other Data

Student Performance

The following information shows each level of student performance on statewide assessments.

Math

Level 1		Level 2		Level 3		Level 4		Level 5	
State	6.8%	State	20.9%	State	30.5%	State	29.9%	State	11.9%
District	11-20%	District	31-40%	District	31-40%	District	11-20%	District	0-10%
School	N/A	School	N/A	School	N/A	School	N/A	School	N/A
Minimal		Basic		Passing		Proficient		Advanced	

English

Level 1		Level 2		Level 3		Level 4		Level 5	
State	7.4%	State	20.4%	State	33.7%	State	29.0%	State	9.4%
District	21-30%	District	31-40%	District	21-30%	District	0-10%	District	0-10%
School	N/A	School	N/A	School	N/A	School	N/A	School	N/A
Minimal		Basic		Passing		Proficient		Advanced	

Science

Level 1		Level 2		Level 3		Level 4	
State	13.6%	State	24.0%	State	20.7%	State	20.7%
District	23.1%	District	26.5%	District	5.2%	District	5.2%
School	N/A	School	N/A	School	N/A	School	N/A
Minimal		Basic		Proficient		Advanced	

Discipline

<10

Incidents of Violence

<5%

In-School Suspension

<5%

Out-of-School Suspension

<5%

Expulsions

* Source: 2017-2018 Civil Rights Data Collection

Other Data



19.7 %

Chronic Absenteeism



\$5,894.25

Per-Pupil Expenditure