

School Report Card 2017 - 2018

For more detailed information, please visit <https://msrc.mdek12.org>.



McCoy Elementary School

Yazoo City Municipal School District



1835 School Dr
Yazoo City, MS 39194



LAKECIA MARTIN
ldmartin@yazoocty.k12.ms.us

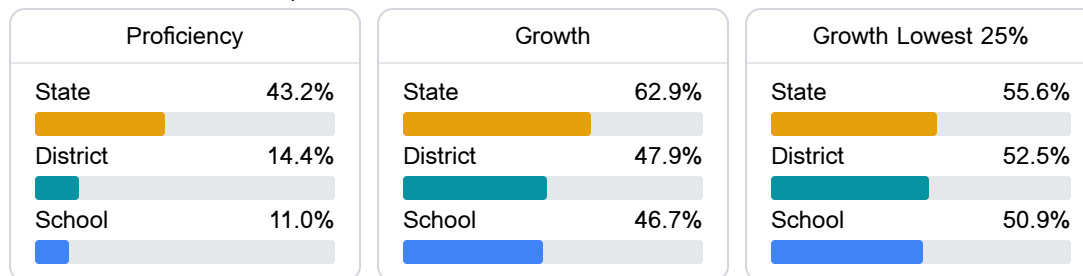
Identified for **Additional Targeted Support and Improvement**

School Accountability Grade Components

Mississippi's accountability system assigns "A" through "F" letter grades for schools and districts. Grades are based on student achievement, student growth, student participation in testing, and other academic measures.

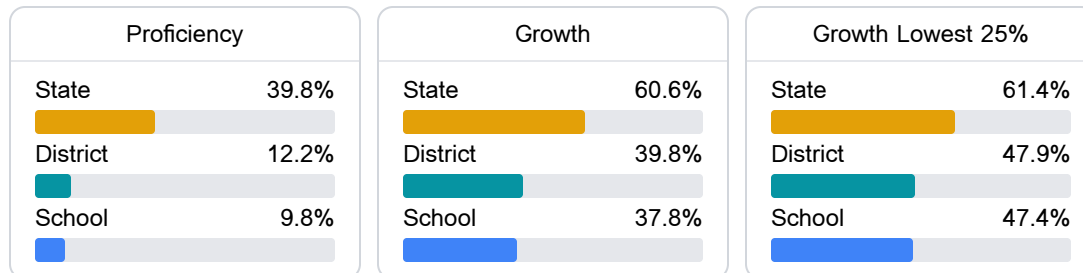
Math

Measurements of student performance on the statewide math assessment.



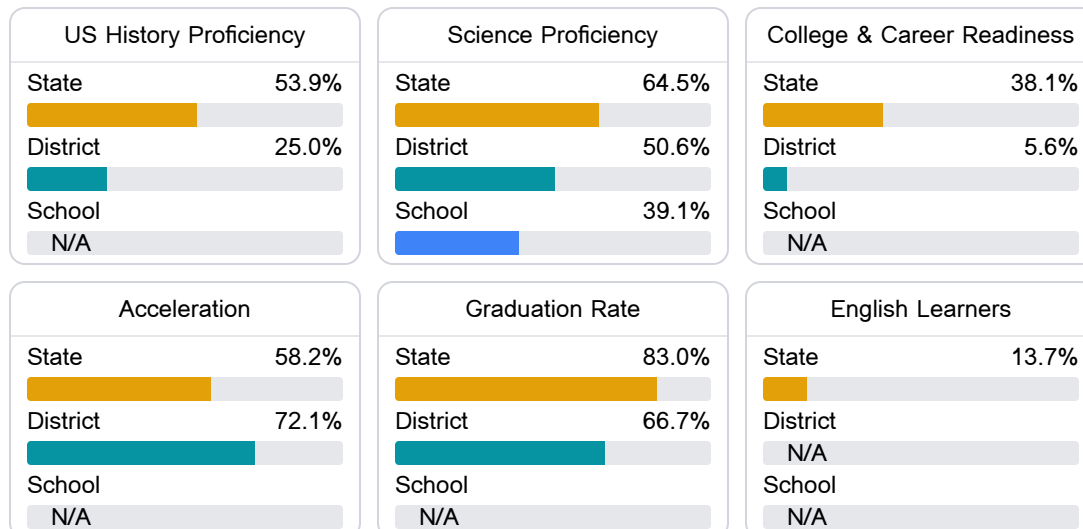
English

Measurements of student performance on the statewide English language arts (ELA) assessment.



Other Measures

Other measurements of student performance that factor into the accountability grade.



Teacher Data

49.4

Teachers



40.1%

Experienced Teachers

46.2%

Provisional Teachers

55.4%

In-Field Teachers

Detailed Assessment and Other Data

Student Performance

The following information shows each level of student performance on statewide assessments.

Math

Level 1		Level 2		Level 3		Level 4		Level 5	
State	6.8%	State	20.9%	State	30.5%	State	29.9%	State	11.9%
District	11-20%	District	31-40%	District	31-40%	District	11-20%	District	0-10%
School	11-20%	School	31-40%	School	31-40%	School	0-10%	School	0-10%
Minimal		Basic		Passing		Proficient		Advanced	

English

Level 1		Level 2		Level 3		Level 4		Level 5	
State	7.4%	State	20.4%	State	33.7%	State	29.0%	State	9.4%
District	21-30%	District	31-40%	District	21-30%	District	0-10%	District	0-10%
School	21-30%	School	41-50%	School	21-30%	School	0-10%	School	0-10%
Minimal		Basic		Passing		Proficient		Advanced	

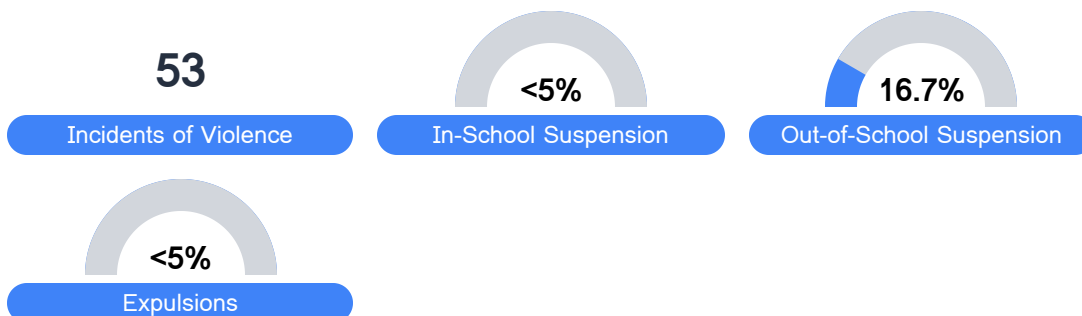
Science

Level 1		Level 2		Level 3		Level 4	
State	13.6%	State	24.0%	State	20.7%	State	20.7%
District	23.1%	District	26.5%	District	5.2%	District	5.2%
School	27.2%	School	33.8%	School	6.6%	School	6.6%
Minimal		Basic		Proficient		Advanced	

Student Assessment Participation



Discipline



Expulsions

* Source: 2017-2018 Civil Rights Data Collection

Other Data



15.5%

Chronic Absenteeism



\$5,231.99

Per-Pupil Expenditure