



## Bentonia Gibbs School

Yazoo County School District



10340 HWY 433 WEST  
Bentonia, MS 39040



ANDREA EDGECOMBE  
[andrea.edgecombe@yazook12.org](mailto:andrea.edgecombe@yazook12.org)

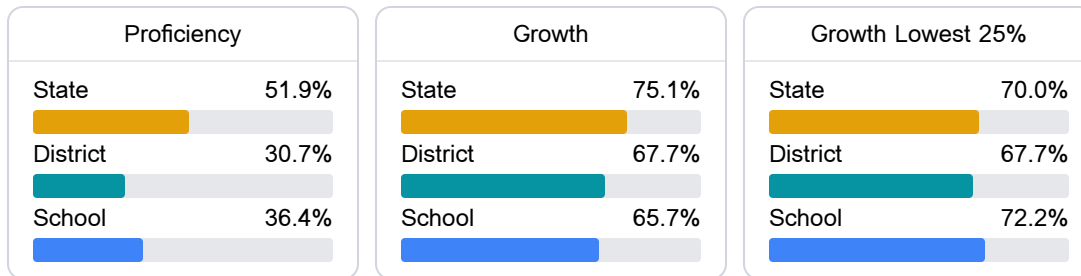
Identified for **Targeted Support and Improvement**

### School Accountability Grade Components

Mississippi's accountability system assigns "A" through "F" letter grades for schools and districts. Grades are based on student achievement, student growth, student participation in testing, and other academic measures.

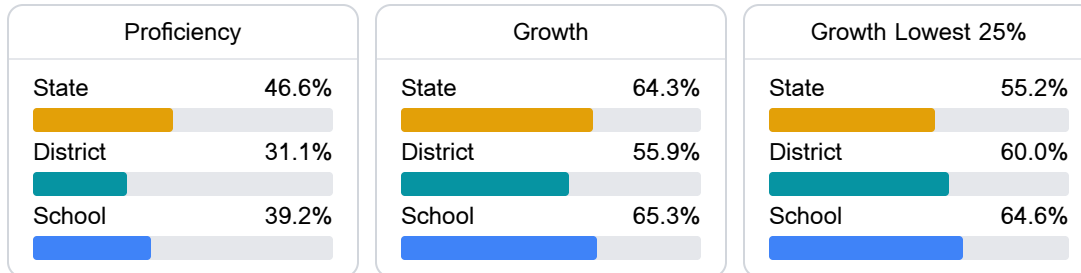
#### Math

Measurements of student performance on the statewide math assessment.



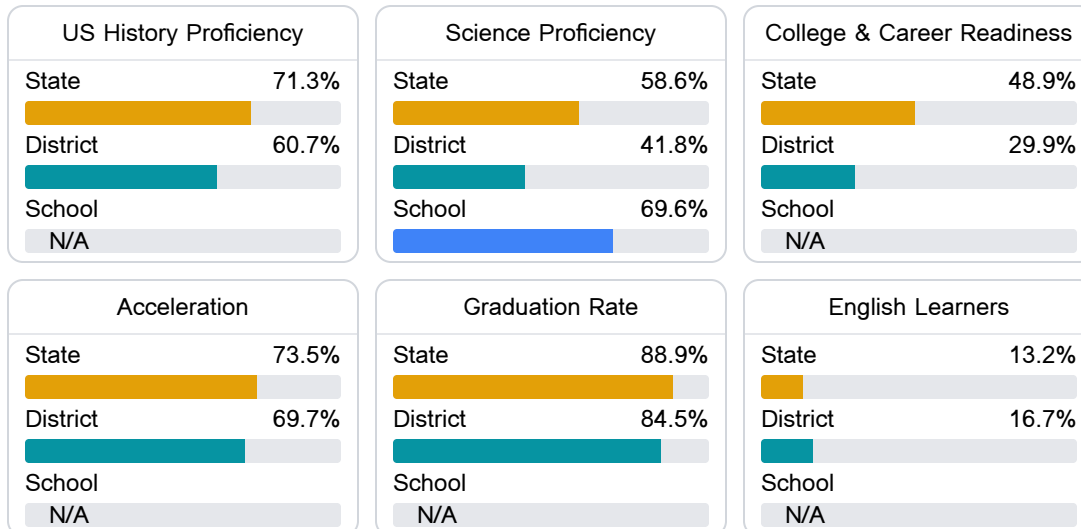
#### English

Measurements of student performance on the statewide English language arts (ELA) assessment.



#### Other Measures

Other measurements of student performance that factor into the accountability grade.



### Teacher Data

31.2

Teachers



67.9%

Experienced Teachers

6.4%

Provisional Teachers

92.0%

In-Field Teachers

## Detailed Assessment and Other Data

### Student Performance

The following information shows each level of student performance on statewide assessments.

#### Math

Level 1		Level 2		Level 3		Level 4		Level 5	
State	0-10%	State	11-20%	State	21-30%	State	31-40%	State	11-20%
District	7.6%	District	25.2%	District	39.8%	District	20.8%	District	6.7%
School	6.7%	School	21.2%	School	36.8%	School	21.8%	School	13.5%
Minimal		Basic		Passing		Proficient		Advanced	

#### English

Level 1		Level 2		Level 3		Level 4		Level 5	
State	8.3%	State	17.0%	State	29.7%	State	29.3%	State	15.7%
District	12.6%	District	25.9%	District	32.4%	District	22.6%	District	6.5%
School	9.7%	School	19.5%	School	31.3%	School	34.4%	School	5.1%
Minimal		Basic		Passing		Proficient		Advanced	

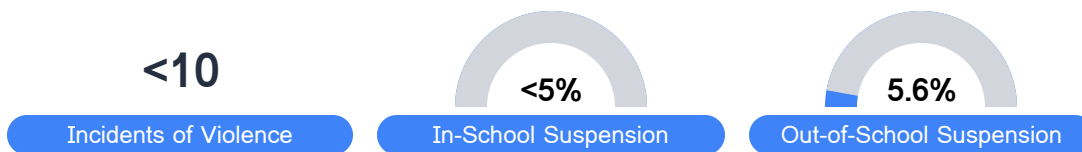
#### Science

Level 1		Level 2		Level 3		Level 4		Level 5	
State	11.4%	State	11.9%	State	20.8%	State	33.6%	State	22.3%
District	22.3%	District	13.6%	District	25.2%	District	29.3%	District	9.6%
School	8.5%	School	11.3%	School	12.7%	School	42.3%	School	25.4%
Minimal		Basic		Passing		Proficient		Advanced	

### Student Assessment Participation



### Discipline



### Other Data



24.8 %

Chronic Absenteeism



\$14,950.37

Per-Pupil Expenditure