

School Report Card 2022 - 2023

For more detailed information, please visit <https://msrc.mdek12.org>.



Yazoo County Middle School

Yazoo County School District



116 PANTHER DRIVE
Yazoo City, MS 39194



Tracey Watts
tracey.watts@yazoo.k12.ms.us

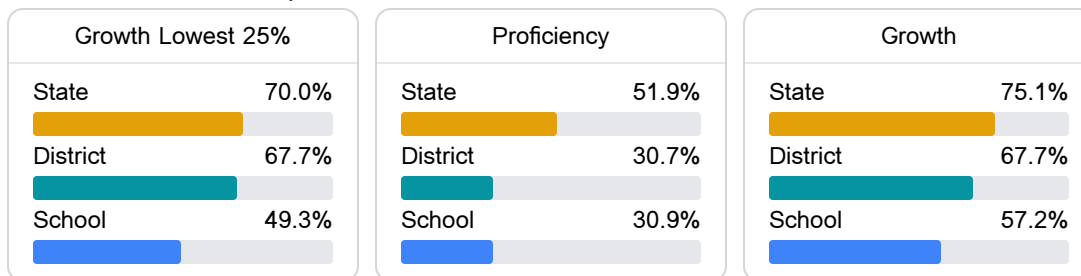
Identified for **Targeted Support and Improvement**

School Accountability Grade Components

Mississippi's accountability system assigns "A" through "F" letter grades for schools and districts. Grades are based on student achievement, student growth, student participation in testing, and other academic measures.

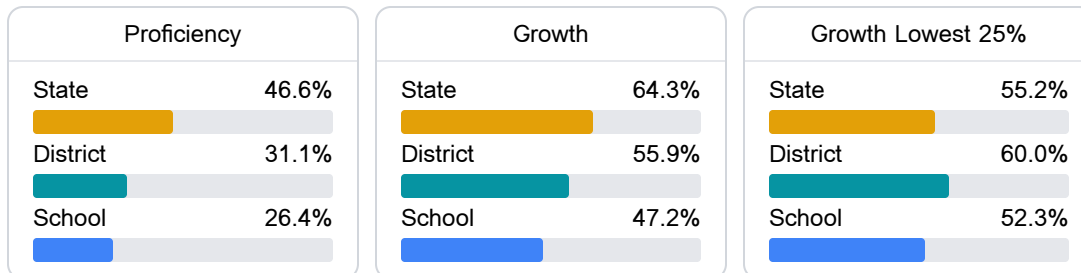
Math

Measurements of student performance on the statewide math assessment.



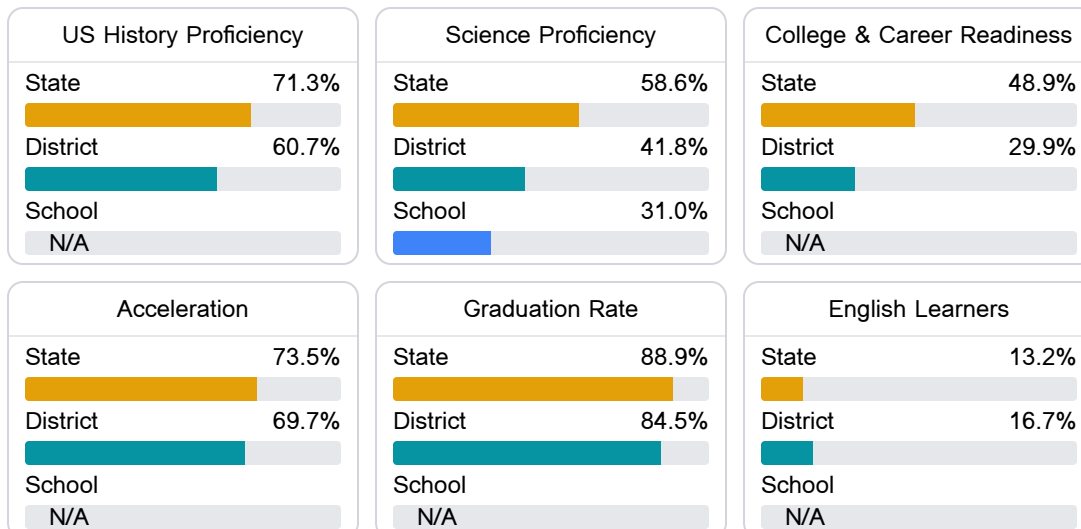
English

Measurements of student performance on the statewide English language arts (ELA) assessment.



Other Measures

Other measurements of student performance that factor into the accountability grade.



Teacher Data

28.4

Teachers



49.5%

Experienced Teachers

7.1%

Provisional Teachers

96.5%

In-Field Teachers

Detailed Assessment and Other Data

Student Performance

The following information shows each level of student performance on statewide assessments.

Math

Level 1		Level 2		Level 3		Level 4		Level 5	
State	0-10%	State	11-20%	State	21-30%	State	31-40%	State	11-20%
District	7.6%	District	25.2%	District	39.8%	District	20.8%	District	6.7%
School	8.7%	School	27.1%	School	34.8%	School	23.4%	School	6.0%
Minimal		Basic		Passing		Proficient		Advanced	

English

Level 1		Level 2		Level 3		Level 4		Level 5	
State	8.3%	State	17.0%	State	29.7%	State	29.3%	State	15.7%
District	12.6%	District	25.9%	District	32.4%	District	22.6%	District	6.5%
School	13.4%	School	27.4%	School	34.5%	School	17.7%	School	7.0%
Minimal		Basic		Passing		Proficient		Advanced	

Science

Level 1		Level 2		Level 3		Level 4		Level 5	
State	11.4%	State	11.9%	State	20.8%	State	33.6%	State	22.3%
District	22.3%	District	13.6%	District	25.2%	District	29.3%	District	9.6%
School	21-30%	School	11-20%	School	21-30%	School	21-30%	School	0-10%
Minimal		Basic		Passing		Proficient		Advanced	

Student Assessment Participation



Discipline



Other Data



24.5%

Chronic Absenteeism



\$15,270.60

Per-Pupil Expenditure