

Yazoo County High School

Yazoo County School District

191 PANTHER DRIVE
Yazoo City, MS 39194

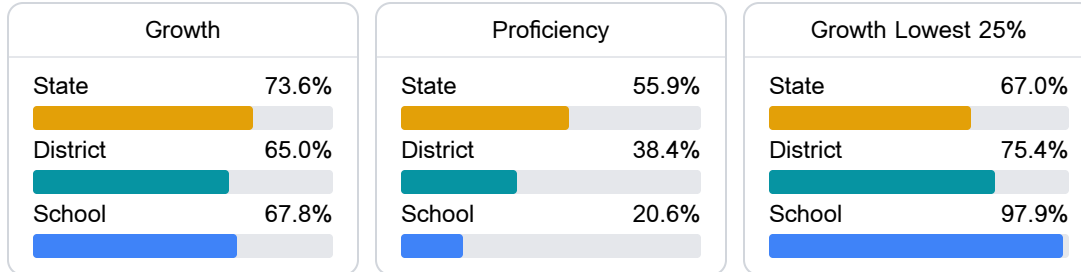
James Arrington
james.arrington@yazoo.k12.ms.us

School Accountability Grade Components

Mississippi's accountability system assigns "A" through "F" letter grades for schools and districts. Grades are based on student achievement, student growth, student participation in testing, and other academic measures.

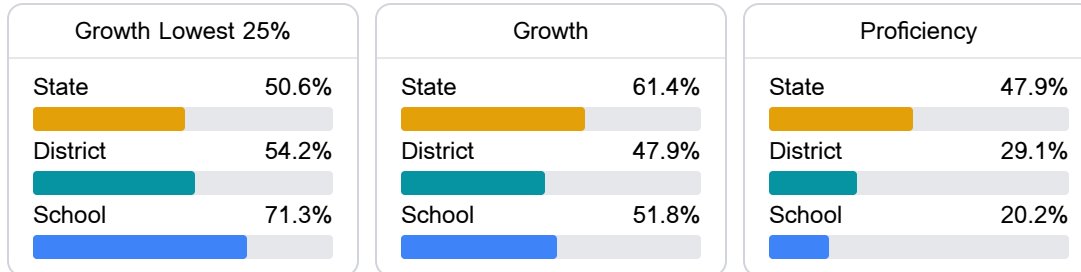
Math

Measurements of student performance on the statewide math assessment.



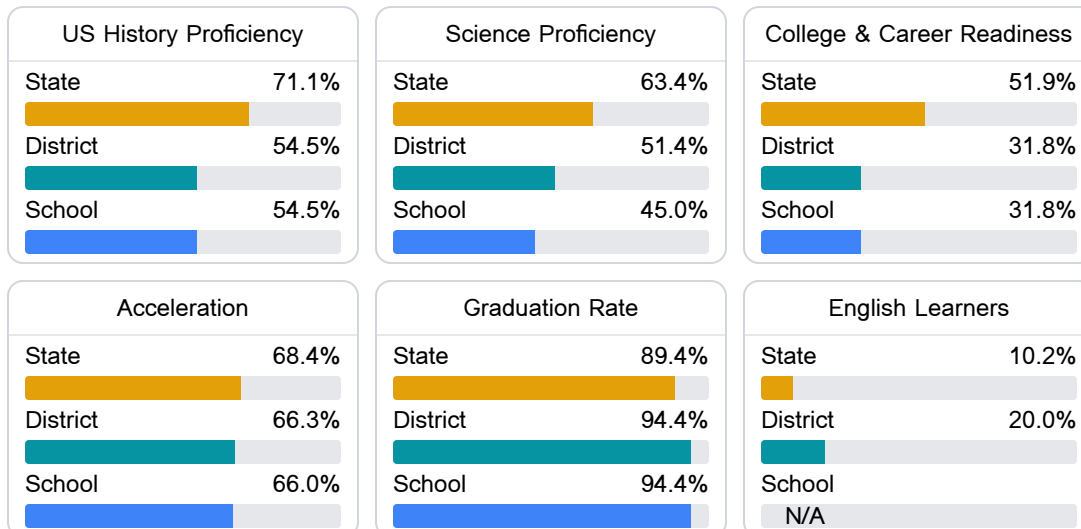
English

Measurements of student performance on the statewide English language arts (ELA) assessment.



Other Measures

Other measurements of student performance that factor into the accountability grade.



Teacher Data

37.7

Teachers



67.0%

Experienced Teachers

3.8%

Provisional Teachers

95.3%

In-Field Teachers

Detailed Assessment and Other Data

Student Performance

The following information shows each level of student performance on statewide assessments.

Math

| Level 1 | | Level 2 | | Level 3 | | Level 4 | | Level 5 | |
|----------|-------|----------|--------|----------|--------|------------|--------|----------|--------|
| State | 0-10% | State | 11-20% | State | 21-30% | State | 31-40% | State | 11-20% |
| District | 0-10% | District | 11-20% | District | 31-40% | District | 31-40% | District | 0-10% |
| School | N/A | School | 10.6% | School | 37.7% | School | 44.7% | School | 7.1% |
| Minimal | | Basic | | Passing | | Proficient | | Advanced | |

English

| Level 1 | | Level 2 | | Level 3 | | Level 4 | | Level 5 | |
|----------|-------|----------|-------|----------|-------|------------|-------|----------|-------|
| State | 9.1% | State | 17.9% | State | 27.3% | State | 28.8% | State | 16.9% |
| District | 11.3% | District | 27.5% | District | 34.1% | District | 21.1% | District | 6.1% |
| School | 18.8% | School | 34.6% | School | 30.8% | School | 9.8% | School | 6.0% |
| Minimal | | Basic | | Passing | | Proficient | | Advanced | |

Science

| Level 1 | | Level 2 | | Level 3 | | Level 4 | | Level 5 | |
|----------|-------|----------|-------|----------|-------|------------|-------|----------|-------|
| State | 11.2% | State | 11.0% | State | 19.5% | State | 34.8% | State | 23.5% |
| District | 15.7% | District | 13.9% | District | 21.0% | District | 39.0% | District | 10.5% |
| School | 23.5% | School | 16.5% | School | 18.3% | School | 32.2% | School | 9.6% |
| Minimal | | Basic | | Passing | | Proficient | | Advanced | |

Student Assessment Participation



Discipline



Other Data

