

Yazoo County High School

Yazoo County School District

191 PANTHER DRIVE
Yazoo City, MS 39194

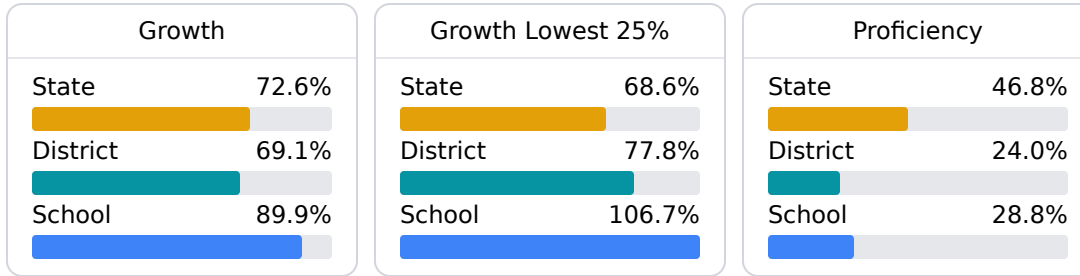
James Arrington
james.arrington@yazoo.k12.ms.us

School Accountability Grade Components

Mississippi's accountability system assigns "A" through "F" letter grades for schools and districts. Grades are based on student achievement, student growth, student participation in testing, and other academic measures. COVID - 19 pandemic disruptions continue to be reflected in 2021 - 2022 accountability data, particularly growth data.

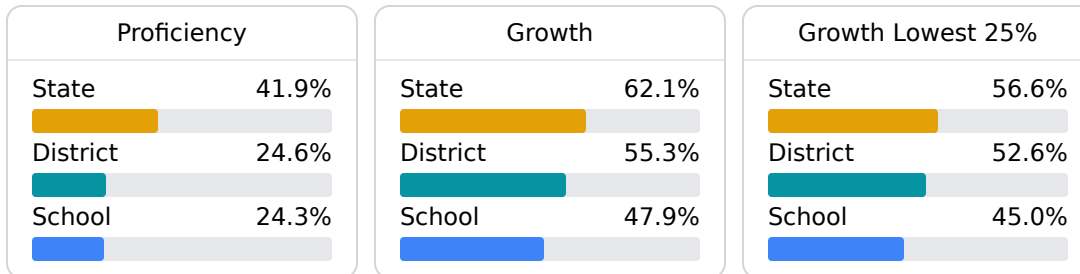
Math

Measurements of student performance on the statewide math assessment.



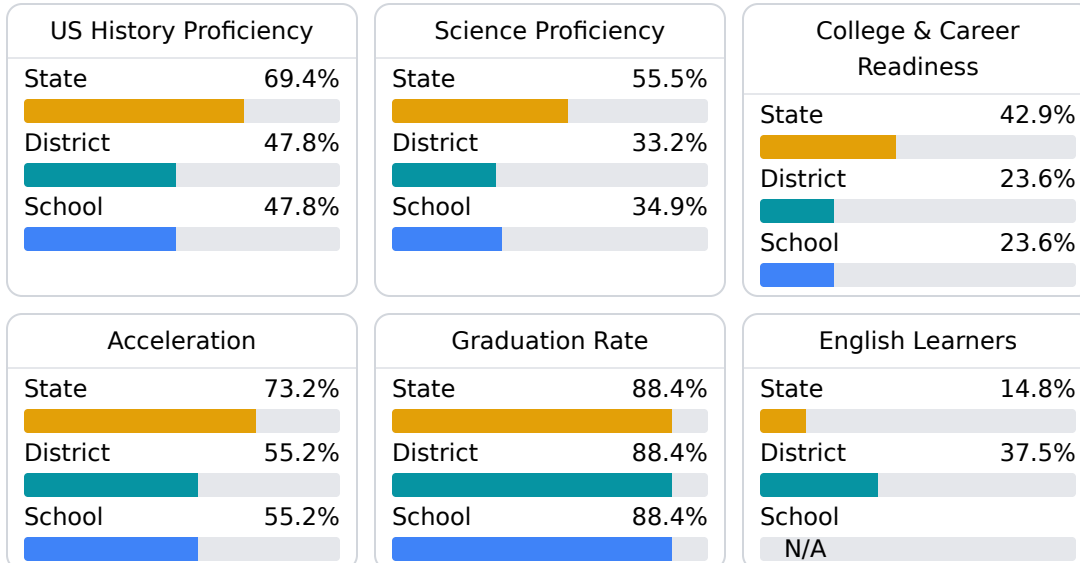
English

Measurements of student performance on the statewide English language arts (ELA) assessment.



Other Measures

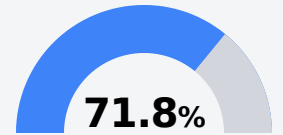
Other measurements of student performance that factor into the accountability grade.



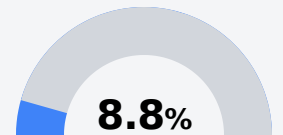
Teacher Data

40.5

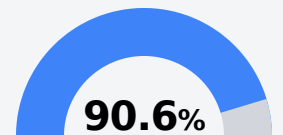
Teachers



Experienced Teachers



Provisional Teachers



In-Field Teachers

Detailed Assessment and Other Data

Student Performance

The following information shows each level of student performance on statewide assessments.

Math

Level 1	Level 2	Level 3	Level 4	Level 5
State 7.0%	State 19.3%	State 27.3%	State 31.5%	State 15.0%
District 0-10%	District 21-30%	District 31-40%	District 11-20%	District 0-10%
School 0-10%	School 11-20%	School 51-60%	School 21-30%	School 0-10%
Minimal	Basic	Passing	Proficient	Advanced

English

Level 1	Level 2	Level 3	Level 4	Level 5
State 8.6%	State 18.9%	State 31.3%	State 29.1%	State 12.1%
District 11-20%	District 21-30%	District 31-40%	District 11-20%	District 0-10%
School 14.2%	School 29.3%	School 33.0%	School 17.9%	School 5.7%
Minimal	Basic	Passing	Proficient	Advanced

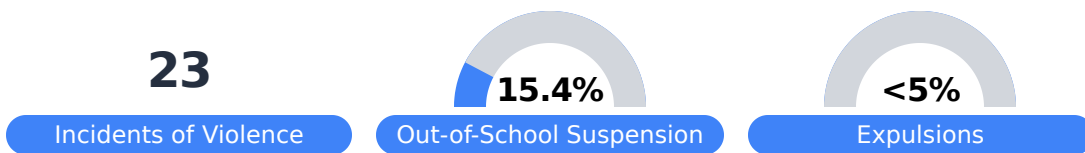
Science

Level 1	Level 2	Level 3	Level 4	Level 5
State 11.0%	State 12.4%	State 22.5%	State 34.7%	State 19.4%
District 15.3%	District 21.4%	District 31.4%	District 24.0%	District 7.9%
School 15.6%	School 23.1%	School 28.3%	School 26.6%	School 6.4%
Minimal	Basic	Passing	Proficient	Advanced

Student Assessment Participation



Discipline



Other Data



45.9%

Chronic Absenteeism



\$13,651.38

Per-Pupil Expenditure



66.1%

Post-Secondary Enrollment



32.9%

Advanced Course Participation