



Davidson Elementary School

Water Valley School District



207 Goode Street
Water Valley, MS 38965



James Watson
jwatson@wvwd.k12.ms.us

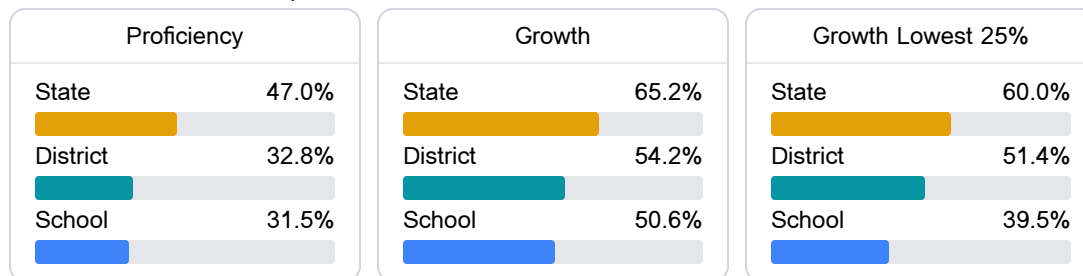
Identified for **Targeted Support and Improvement**

School Accountability Grade Components

Mississippi's accountability system assigns "A" through "F" letter grades for schools and districts. Grades are based on student achievement, student growth, student participation in testing, and other academic measures.

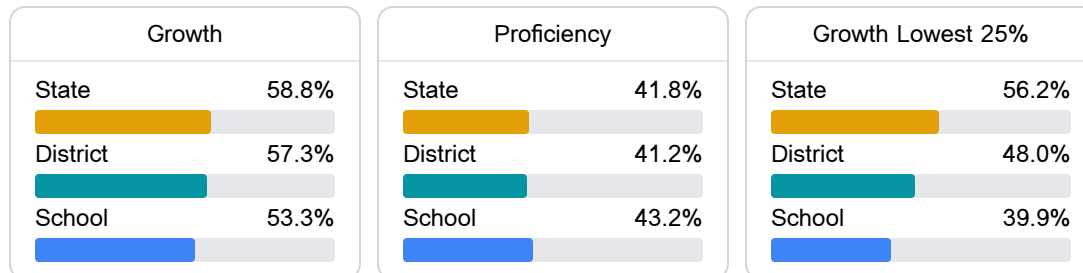
Math

Measurements of student performance on the statewide math assessment.



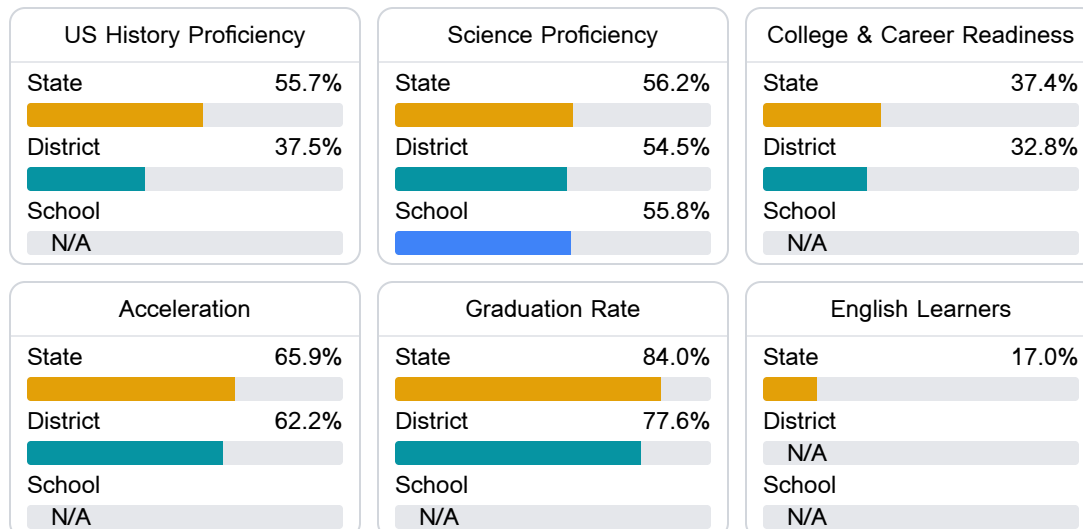
English

Measurements of student performance on the statewide English language arts (ELA) assessment.



Other Measures

Other measurements of student performance that factor into the accountability grade.



Teacher Data

39.8

Teachers



70.0%

Experienced Teachers

0.0%

Provisional Teachers

100.0%

In-Field Teachers

Detailed Assessment and Other Data

Student Performance

The following information shows each level of student performance on statewide assessments.

Math

Level 1		Level 2		Level 3		Level 4		Level 5	
State	5.6%	State	17.7%	State	31.2%	State	31.3%	State	14.1%
District	8.9%	District	23.1%	District	36.1%	District	25.8%	District	6.2%
School	9.9%	School	23.0%	School	36.1%	School	25.0%	School	6.1%
Minimal		Basic		Passing		Proficient		Advanced	

English

Level 1		Level 2		Level 3		Level 4		Level 5	
State	6.8%	State	19.6%	State	33.5%	State	28.9%	State	11.2%
District	8.9%	District	21.0%	District	30.9%	District	28.7%	District	10.4%
School	8.5%	School	22.8%	School	26.3%	School	31.9%	School	10.5%
Minimal		Basic		Passing		Proficient		Advanced	

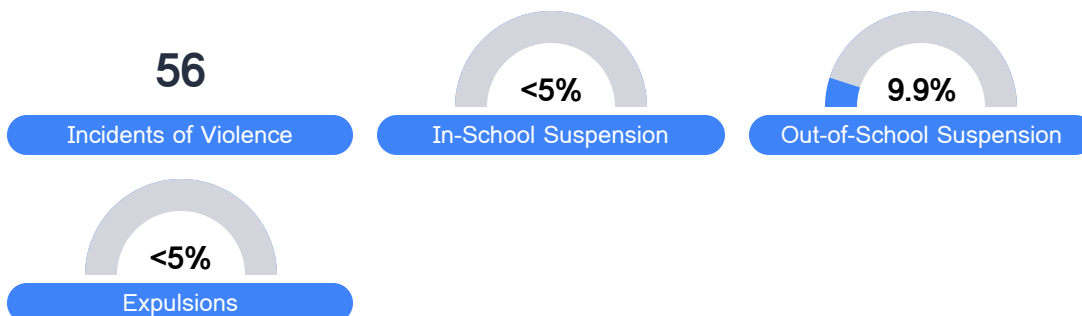
Science

Level 1		Level 2		Level 3		Level 4		Level 5	
State	10.3%	State	13.6%	State	23.4%	State	36.0%	State	16.7%
District	14.0%	District	14.5%	District	23.1%	District	33.9%	District	14.5%
School	13.4%	School	9.8%	School	24.4%	School	32.9%	School	19.5%
Minimal		Basic		Passing		Proficient		Advanced	

Student Assessment Participation



Discipline



* Source: 2017-2018 Civil Rights Data Collection

Other Data



13.8%

Chronic Absenteeism



\$7,214.38

Per-Pupil Expenditure