



Coffeeville High School

Coffeeville School District



16900 Okahoma Street
Coffeeville, MS 38922



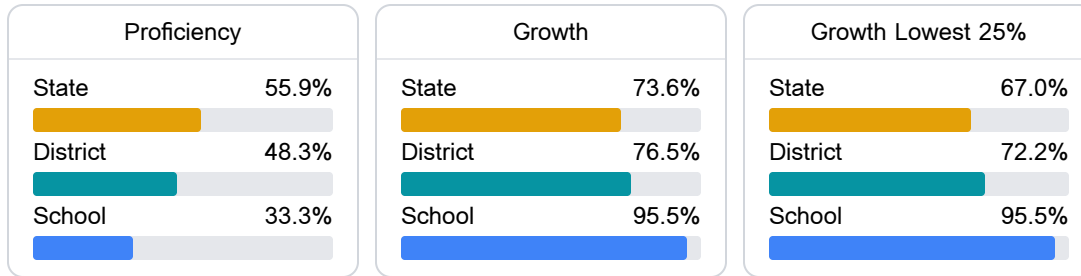
Natessia Jackson
njackson@coffeevilleschools.org

School Accountability Grade Components

Mississippi's accountability system assigns "A" through "F" letter grades for schools and districts. Grades are based on student achievement, student growth, student participation in testing, and other academic measures.

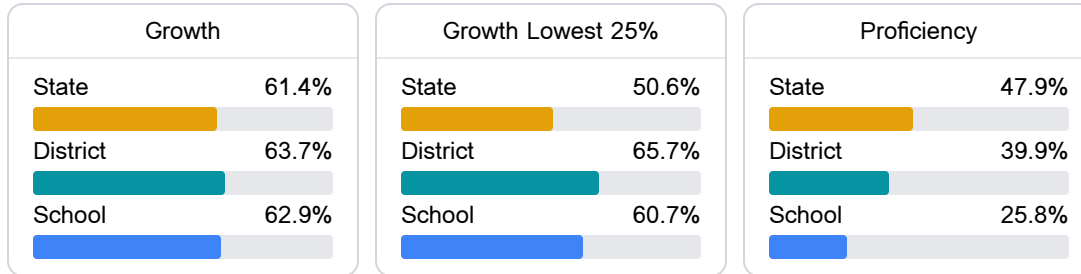
Math

Measurements of student performance on the statewide math assessment.



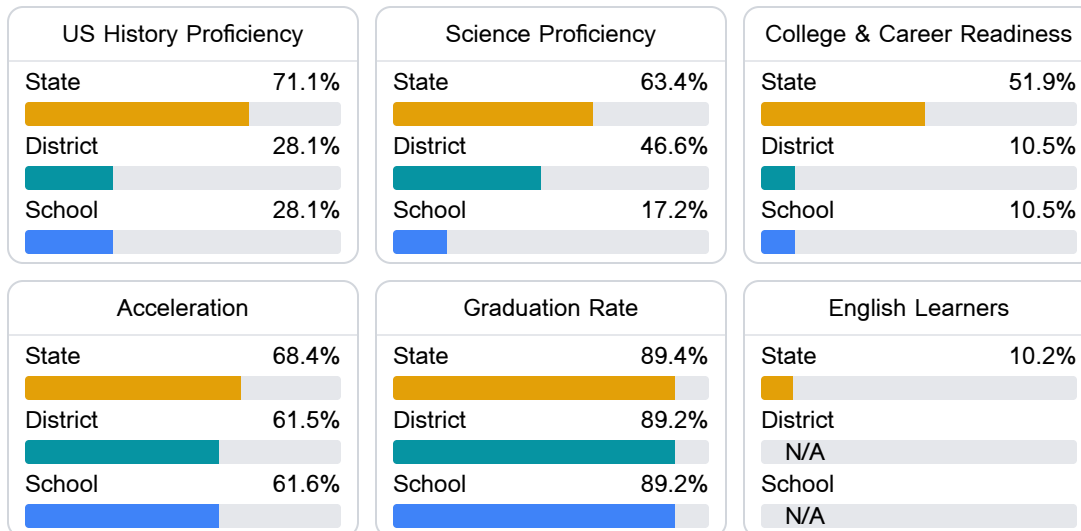
English

Measurements of student performance on the statewide English language arts (ELA) assessment.



Other Measures

Other measurements of student performance that factor into the accountability grade.



Teacher Data

17.7

Teachers



78.0%

Experienced Teachers

16.0%

Provisional Teachers

84.0%

In-Field Teachers

Detailed Assessment and Other Data

Student Performance

The following information shows each level of student performance on statewide assessments.

Math

Level 1		Level 2		Level 3		Level 4		Level 5	
State	0-10%	State	11-20%	State	21-30%	State	31-40%	State	11-20%
District	5.0%	District	16.1%	District	31.7%	District	35.0%	District	12.2%
School	0-10%	School	11-20%	School	41-50%	School	21-30%	School	11-20%
Minimal		Basic		Passing		Proficient		Advanced	

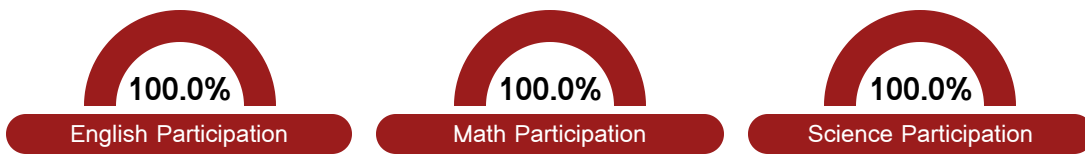
English

Level 1		Level 2		Level 3		Level 4		Level 5	
State	9.1%	State	17.9%	State	27.3%	State	28.8%	State	16.9%
District	8.7%	District	25.5%	District	31.1%	District	20.9%	District	13.8%
School	11-20%	School	31-40%	School	31-40%	School	0-10%	School	0-10%
Minimal		Basic		Passing		Proficient		Advanced	

Science

Level 1		Level 2		Level 3		Level 4		Level 5	
State	11.2%	State	11.0%	State	19.5%	State	34.8%	State	23.5%
District	17.7%	District	15.6%	District	24.0%	District	32.3%	District	10.4%
School	32.0%	School	20.0%	School	24.0%	School	16.0%	School	8.0%
Minimal		Basic		Passing		Proficient		Advanced	

Student Assessment Participation



Discipline



Other Data



36.1 %

Chronic Absenteeism



\$18,887.92

Per-Pupil Expenditure



51.5 %

Post-Secondary Enrollment



18.9%

Advanced Course Participation