



## Coffeeville High School

Coffeeville School District



16900 Okahoma Street  
Coffeeville, MS 38922



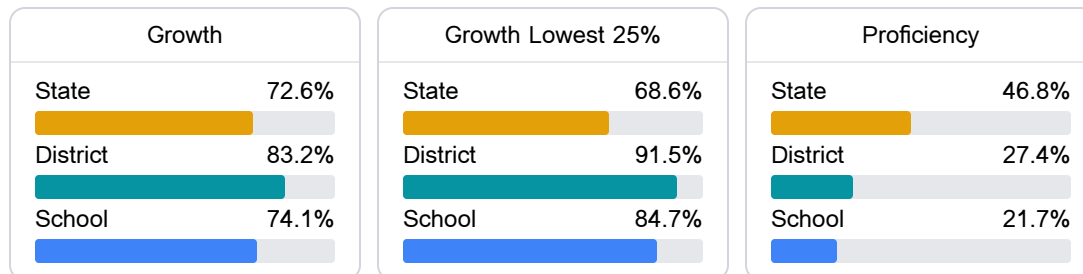
Natessia Jackson  
[njackson@coffeevilleschools.org](mailto:njackson@coffeevilleschools.org)

### School Accountability Grade Components

Mississippi's accountability system assigns "A" through "F" letter grades for schools and districts. Grades are based on student achievement, student growth, student participation in testing, and other academic measures. COVID - 19 pandemic disruptions continue to be reflected in 2021 - 2022 accountability data, particularly growth data.

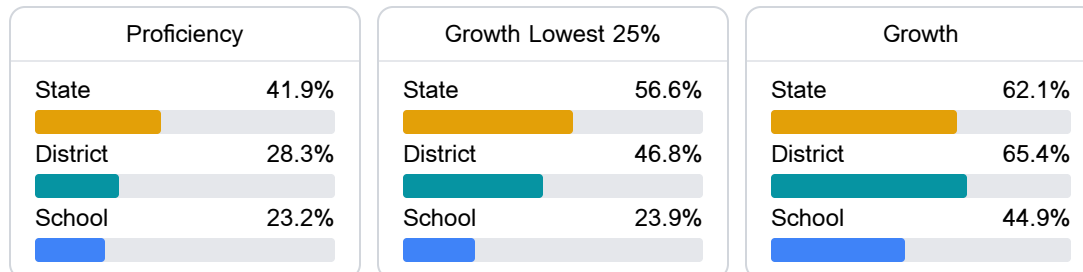
#### Math

Measurements of student performance on the statewide math assessment.



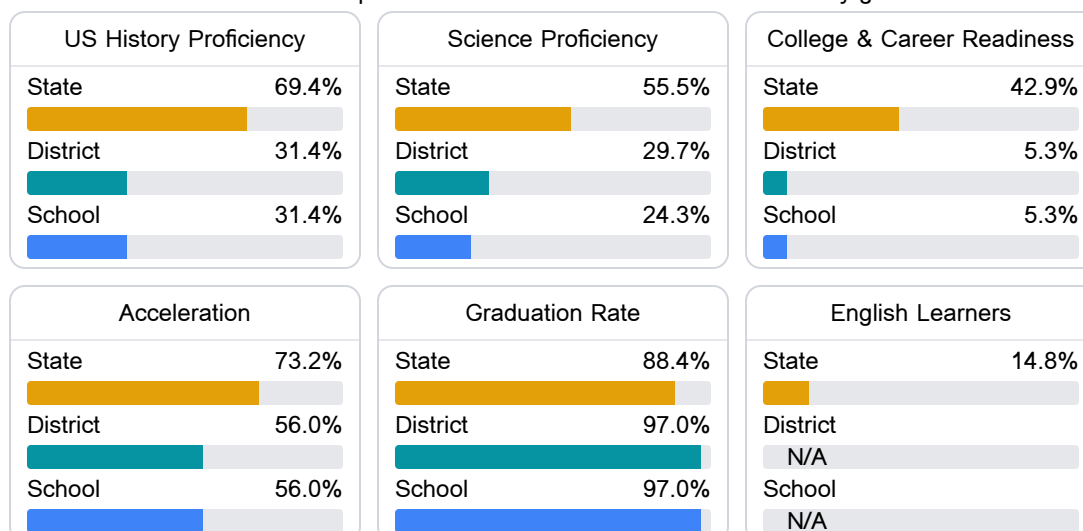
#### English

Measurements of student performance on the statewide English language arts (ELA) assessment.



#### Other Measures

Other measurements of student performance that factor into the accountability grade.



### Teacher Data

21.8

Teachers



67.8%

Experienced Teachers

32.2%

Provisional Teachers

81.5%

In-Field Teachers

## Detailed Assessment and Other Data

## Student Performance

The following information shows each level of student performance on statewide assessments.

## Math

Level 1		Level 2		Level 3		Level 4		Level 5	
State	7.0%	State	19.3%	State	27.3%	State	31.5%	State	15.0%
District	9.4%	District	31.7%	District	33.2%	District	18.3%	District	7.4%
School	12.9%	School	27.4%	School	40.3%	School	19.4%	School	N/A
Minimal		Basic		Passing		Proficient		Advanced	


## English

Level 1		Level 2		Level 3		Level 4		Level 5	
State	8.6%	State	18.9%	State	31.3%	State	29.1%	State	12.1%
District	15.6%	District	21.4%	District	35.7%	District	20.5%	District	6.7%
School	11-20%	School	11-20%	School	41-50%	School	11-20%	School	0-10%
Minimal		Basic		Passing		Proficient		Advanced	

## Science

Level 1		Level 2		Level 3		Level 4		Level 5	
State	11.0%	State	12.4%	State	22.5%	State	34.7%	State	19.4%
District	25.5%	District	21.7%	District	26.4%	District	20.8%	District	5.7%
School	21-30%	School	21-30%	School	21-30%	School	11-20%	School	0-10%
Minimal		Basic		Passing		Proficient		Advanced	

## Student Assessment Participation



## Discipline



## Other Data



15.2 %

Chronic Absenteeism



\$15,408.79

Per-Pupil Expenditure



42.9 %

Post-Secondary Enrollment



5.3%

Advanced Course Participation