



## Coffeeville Elementary School

Coffeeville School District



104 Davis Street  
Coffeeville, MS 38922



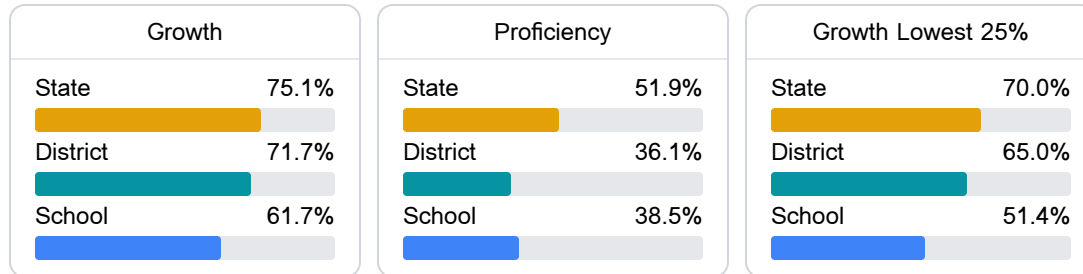
Willie Reece  
[wreece@coffeevilleschools.org](mailto:wreece@coffeevilleschools.org)

### School Accountability Grade Components

Mississippi's accountability system assigns "A" through "F" letter grades for schools and districts. Grades are based on student achievement, student growth, student participation in testing, and other academic measures.

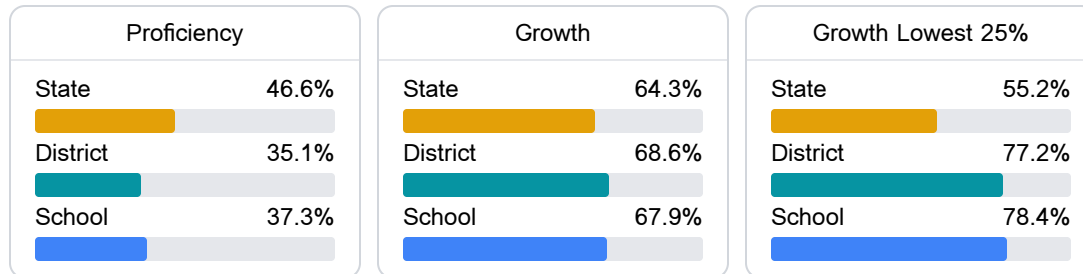
#### Math

Measurements of student performance on the statewide math assessment.



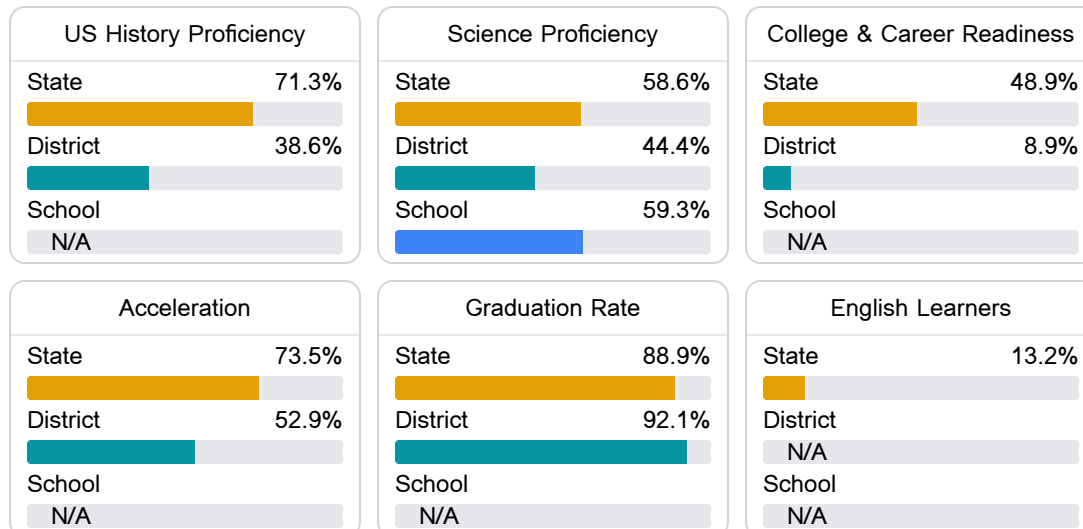
#### English

Measurements of student performance on the statewide English language arts (ELA) assessment.



#### Other Measures

Other measurements of student performance that factor into the accountability grade.



### Teacher Data

18.0

Teachers



55.5%

Experienced Teachers

0.0%

Provisional Teachers

90.3%

In-Field Teachers

## Detailed Assessment and Other Data

## Student Performance

The following information shows each level of student performance on statewide assessments.

## Math

Level 1		Level 2		Level 3		Level 4		Level 5	
State	0-10%	State	11-20%	State	21-30%	State	31-40%	State	11-20%
District	8.0%	District	21.6%	District	33.7%	District	29.2%	District	7.5%
School	8.9%	School	22.6%	School	31.6%	School	28.0%	School	8.9%
Minimal		Basic		Passing		Proficient		Advanced	

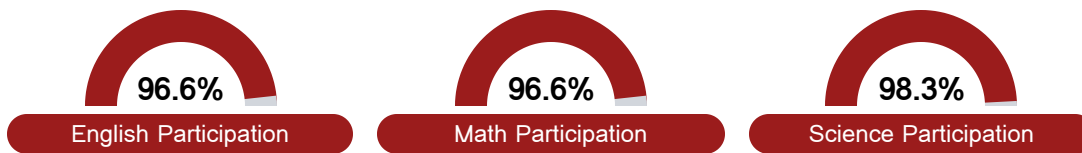
## English

Level 1		Level 2		Level 3		Level 4		Level 5	
State	8.3%	State	17.0%	State	29.7%	State	29.3%	State	15.7%
District	13.6%	District	24.3%	District	30.4%	District	23.4%	District	8.4%
School	11.3%	School	20.8%	School	32.1%	School	25.6%	School	10.1%
Minimal		Basic		Passing		Proficient		Advanced	

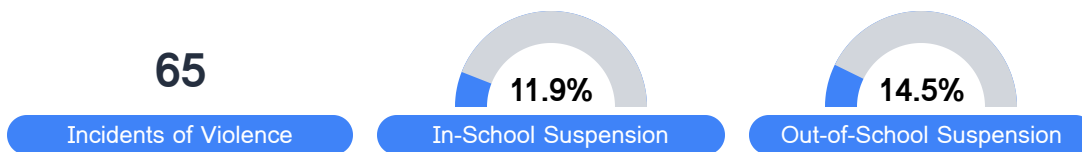
## Science

Level 1		Level 2		Level 3		Level 4		Level 5	
State	11.4%	State	11.9%	State	20.8%	State	33.6%	State	22.3%
District	18.5%	District	15.5%	District	26.2%	District	23.3%	District	16.5%
School	6.8%	School	11.9%	School	22.0%	School	32.2%	School	27.1%
Minimal		Basic		Passing		Proficient		Advanced	

## Student Assessment Participation



## Discipline



## Other Data



24.8 %

Chronic Absenteeism



\$13,516.61

Per-Pupil Expenditure