



Coffeeville Elementary School

Coffeeville School District



104 Davis Street
Coffeeville, MS 38922



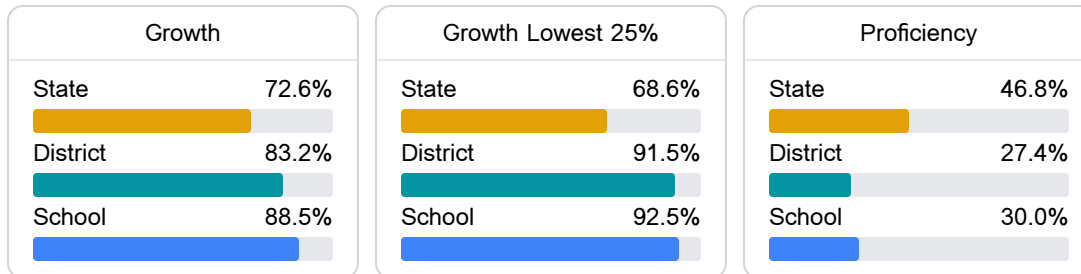
Willie Reece
wreece@coffeevilleschools.org

School Accountability Grade Components

Mississippi's accountability system assigns "A" through "F" letter grades for schools and districts. Grades are based on student achievement, student growth, student participation in testing, and other academic measures. COVID - 19 pandemic disruptions continue to be reflected in 2021 - 2022 accountability data, particularly growth data.

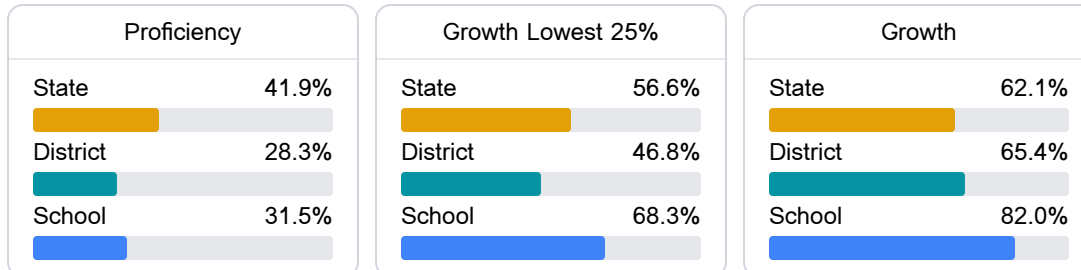
Math

Measurements of student performance on the statewide math assessment.



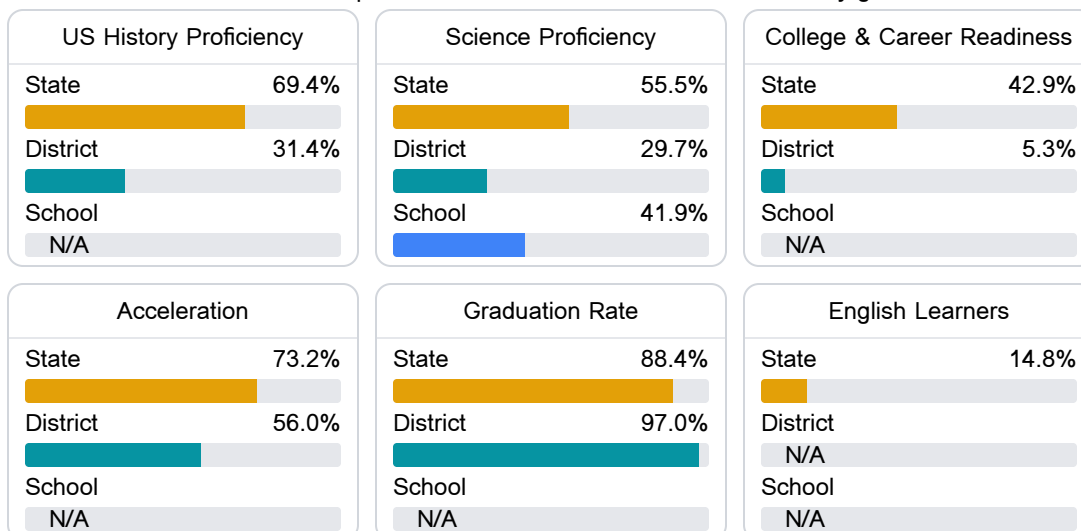
English

Measurements of student performance on the statewide English language arts (ELA) assessment.



Other Measures

Other measurements of student performance that factor into the accountability grade.



Teacher Data

20.4

Teachers



51.1%

Experienced Teachers

0.0%

Provisional Teachers

96.5%

In-Field Teachers

Detailed Assessment and Other Data

Student Performance

The following information shows each level of student performance on statewide assessments.

Math

Level 1		Level 2		Level 3		Level 4		Level 5	
State	7.0%	State	19.3%	State	27.3%	State	31.5%	State	15.0%
District	9.4%	District	31.7%	District	33.2%	District	18.3%	District	7.4%
School	7.9%	School	33.6%	School	30.0%	School	17.9%	School	10.7%
Minimal		Basic		Passing		Proficient		Advanced	

English

Level 1		Level 2		Level 3		Level 4		Level 5	
State	8.6%	State	18.9%	State	31.3%	State	29.1%	State	12.1%
District	15.6%	District	21.4%	District	35.7%	District	20.5%	District	6.7%
School	12.8%	School	27.7%	School	29.1%	School	22.0%	School	8.5%
Minimal		Basic		Passing		Proficient		Advanced	

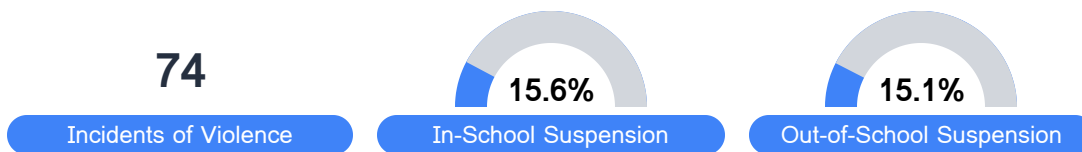
Science

Level 1		Level 2		Level 3		Level 4		Level 5	
State	11.0%	State	12.4%	State	22.5%	State	34.7%	State	19.4%
District	25.5%	District	21.7%	District	26.4%	District	20.8%	District	5.7%
School	17.7%	School	20.6%	School	23.5%	School	23.5%	School	14.7%
Minimal		Basic		Passing		Proficient		Advanced	

Student Assessment Participation



Discipline



Other Data



38.9%

Chronic Absenteeism



\$14,891.78

Per-Pupil Expenditure