

## **B** Noxapater Attendance Center

Louisville Municipal School District

249 WEST ALICE STREET  
Noxapater, MS 39346

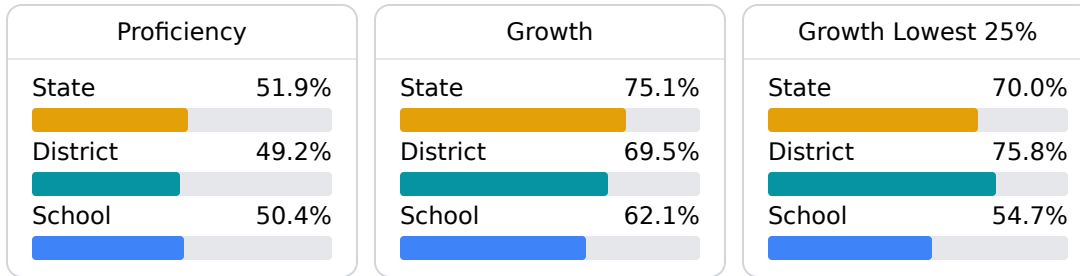
Gina Smith  
gsmith@louisville.k12.ms.us

### School Accountability Grade Components

Mississippi's accountability system assigns "A" through "F" letter grades for schools and districts. Grades are based on student achievement, student growth, student participation in testing, and other academic measures.

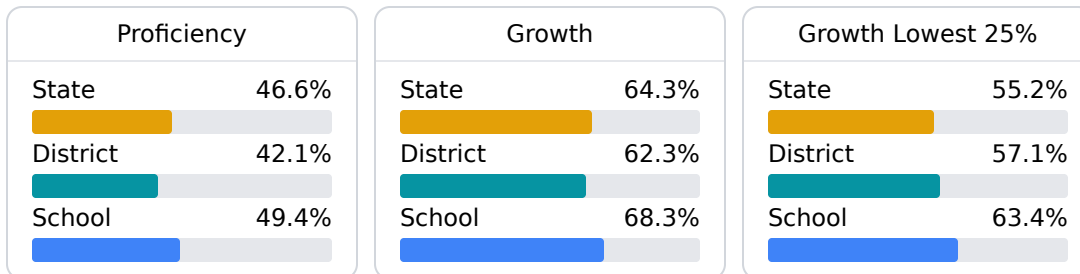
#### Math

Measurements of student performance on the statewide math assessment.



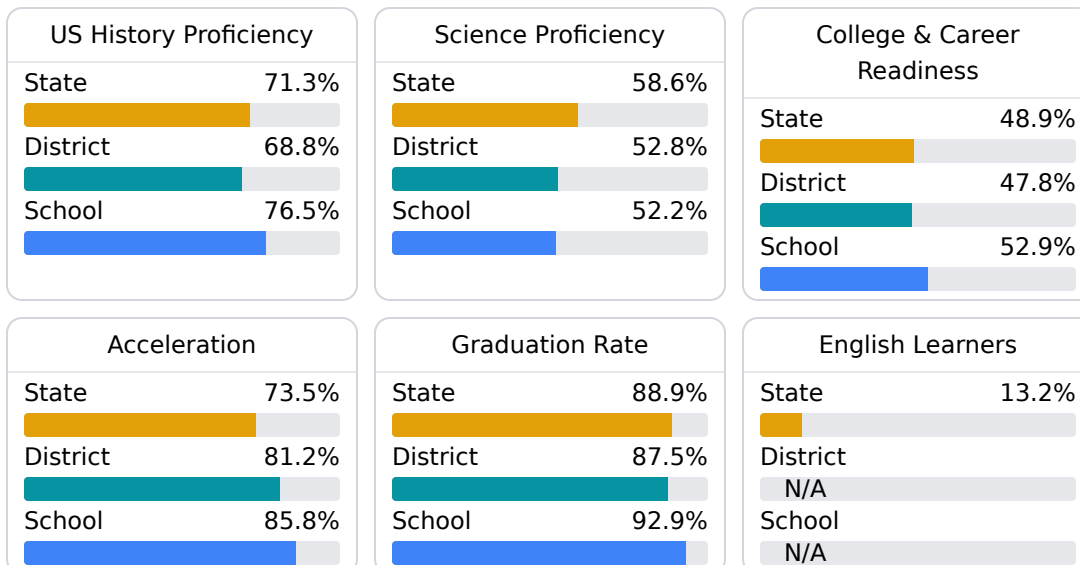
#### English

Measurements of student performance on the statewide English language arts (ELA) assessment.



#### Other Measures

Other measurements of student performance that factor into the accountability grade.



### Teacher Data

33.3

Teachers



86.2%

Experienced Teachers

5.0%

Provisional Teachers

97.4%

In-Field Teachers

## Detailed Assessment and Other Data

### Student Performance

The following information shows each level of student performance on statewide assessments.

#### Math

Level 1		Level 2		Level 3		Level 4		Level 5	
State	0-10%	State	11-20%	State	21-30%	State	31-40%	State	11-20%
District	0-10%	District	11-20%	District	31-40%	District	31-40%	District	11-20%
School	0-10%	School	11-20%	School	31-40%	School	31-40%	School	11-20%
Minimal		Basic		Passing		Proficient		Advanced	

#### English

Level 1		Level 2		Level 3		Level 4		Level 5	
State	8.3%	State	17.0%	State	29.7%	State	29.3%	State	15.7%
District	9.1%	District	17.7%	District	33.4%	District	27.8%	District	12.1%
School	5.6%	School	15.2%	School	32.0%	School	31.6%	School	15.6%
Minimal		Basic		Passing		Proficient		Advanced	

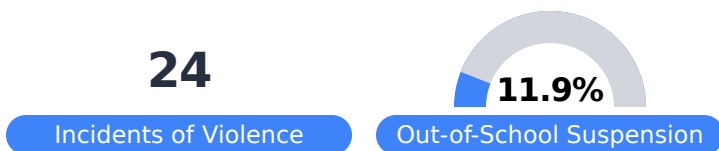
#### Science

Level 1		Level 2		Level 3		Level 4		Level 5	
State	11.4%	State	11.9%	State	20.8%	State	33.6%	State	22.3%
District	12.3%	District	13.6%	District	24.8%	District	35.5%	District	13.9%
School	9.4%	School	15.4%	School	29.1%	School	32.5%	School	13.7%
Minimal		Basic		Passing		Proficient		Advanced	

### Student Assessment Participation



### Discipline



### Other Data



**21.1%**

Chronic Absenteeism



**\$12,115.39**

Per-Pupil Expenditure



**60.5%**

Post-Secondary Enrollment



**56.8%**

Advanced Course Participation