

## Eiland Middle School

Louisville Municipal School District

83 CAMILE STREET  
Louisville, MS 39339

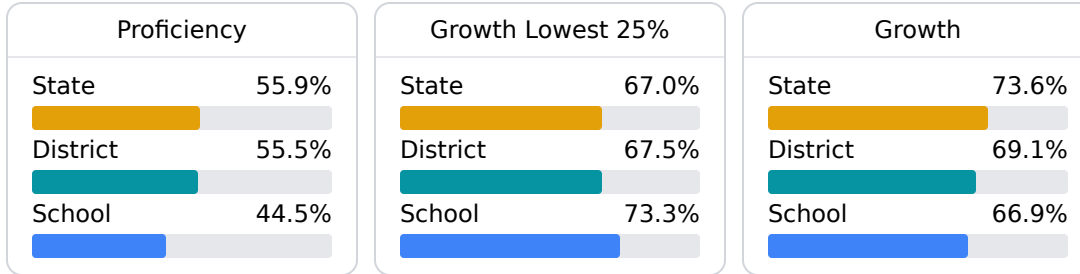
Derek Hopkins  
dhopkins@Louisville.k12.ms.us

### School Accountability Grade Components

Mississippi's accountability system assigns "A" through "F" letter grades for schools and districts. Grades are based on student achievement, student growth, student participation in testing, and other academic measures.

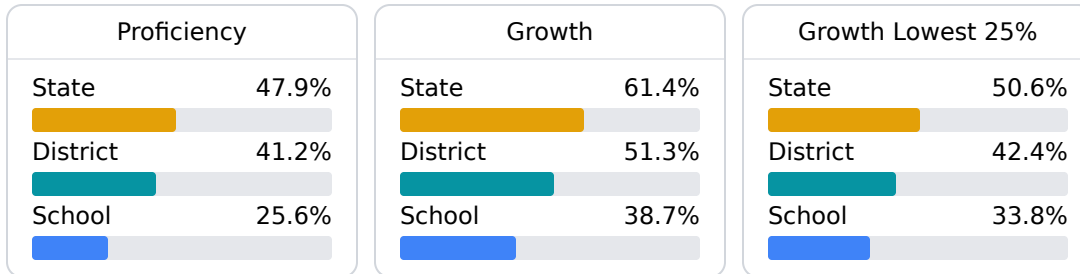
#### Math

Measurements of student performance on the statewide math assessment.



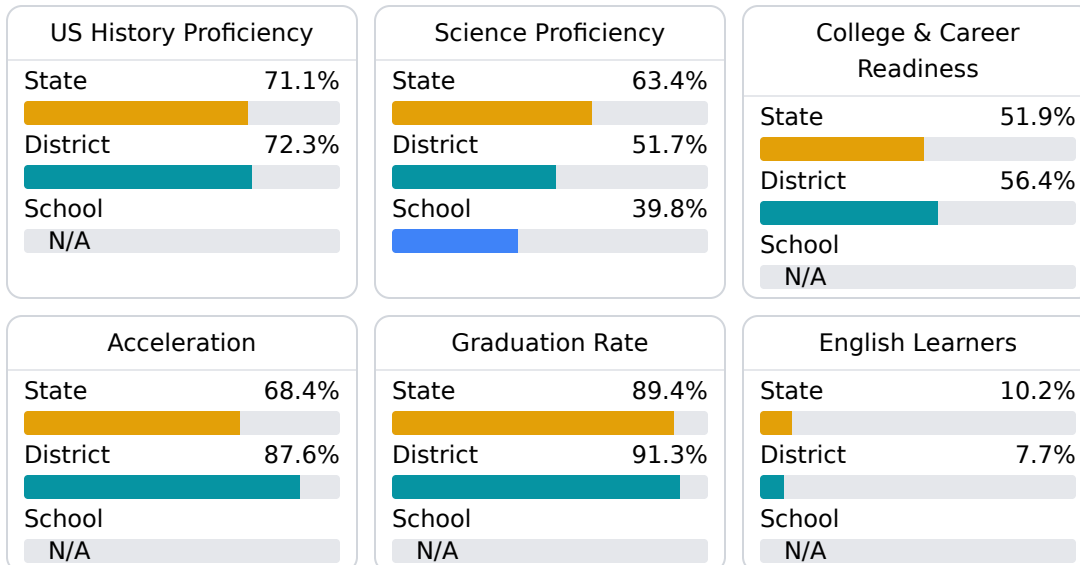
#### English

Measurements of student performance on the statewide English language arts (ELA) assessment.



#### Other Measures

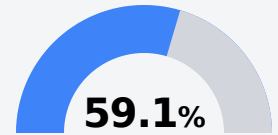
Other measurements of student performance that factor into the accountability grade.



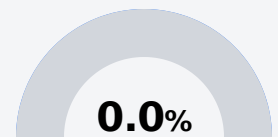
### Teacher Data

26.1

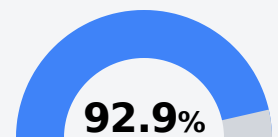
Teachers



Experienced Teachers



Provisional Teachers



In-Field Teachers

## Detailed Assessment and Other Data

### Student Performance

The following information shows each level of student performance on statewide assessments.

#### Math

Level 1	Level 2	Level 3	Level 4	Level 5
State 0-10%	State 11-20%	State 21-30%	State 31-40%	State 11-20%
District 0-10%	District 11-20%	District 21-30%	District 31-40%	District 11-20%
School 0-10%	School 11-20%	School 31-40%	School 31-40%	School 0-10%
Minimal	Basic	Passing	Proficient	Advanced

#### English

Level 1	Level 2	Level 3	Level 4	Level 5
State 9.1%	State 17.9%	State 27.3%	State 28.8%	State 16.9%
District 10.7%	District 20.6%	District 29.6%	District 26.1%	District 13.1%
School 16.7%	School 28.8%	School 29.4%	School 17.9%	School 7.3%
Minimal	Basic	Passing	Proficient	Advanced

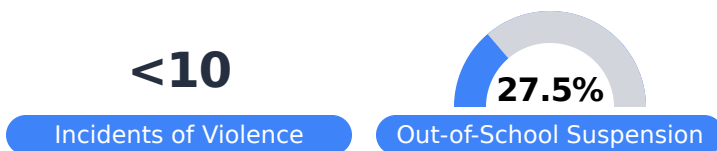
#### Science

Level 1	Level 2	Level 3	Level 4	Level 5
State 11.2%	State 11.0%	State 19.5%	State 34.8%	State 23.5%
District 14.4%	District 13.6%	District 22.4%	District 32.9%	District 16.7%
School 15.5%	School 20.9%	School 24.6%	School 30.0%	School 9.1%
Minimal	Basic	Passing	Proficient	Advanced

## Student Assessment Participation



## Discipline



## Other Data



**25.1%**

Chronic Absenteeism