

## \* Wilkinson County High

Wilkinson County School District

522 Pond Pinckneyville Pond Road  
Woodville, MS 39669

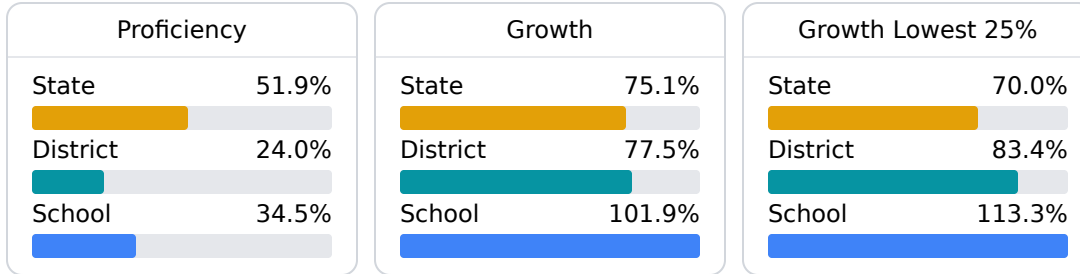
Robert Williams, Jr.  
rwilliams@wilkinson.k12.ms.us

### School Accountability Grade Components

Mississippi's accountability system assigns "A" through "F" letter grades for schools and districts. Grades are based on student achievement, student growth, student participation in testing, and other academic measures.

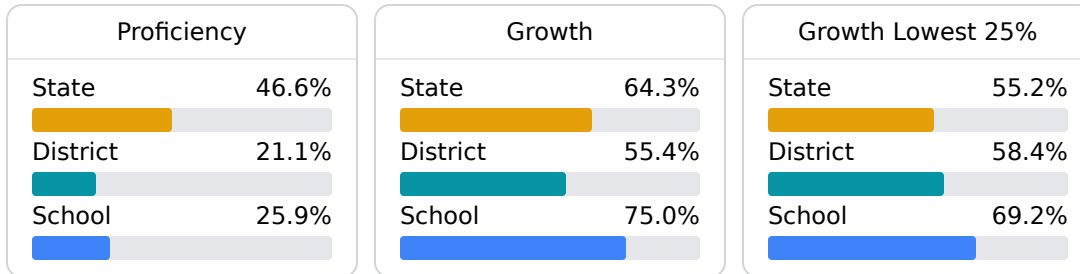
#### Math

Measurements of student performance on the statewide math assessment.



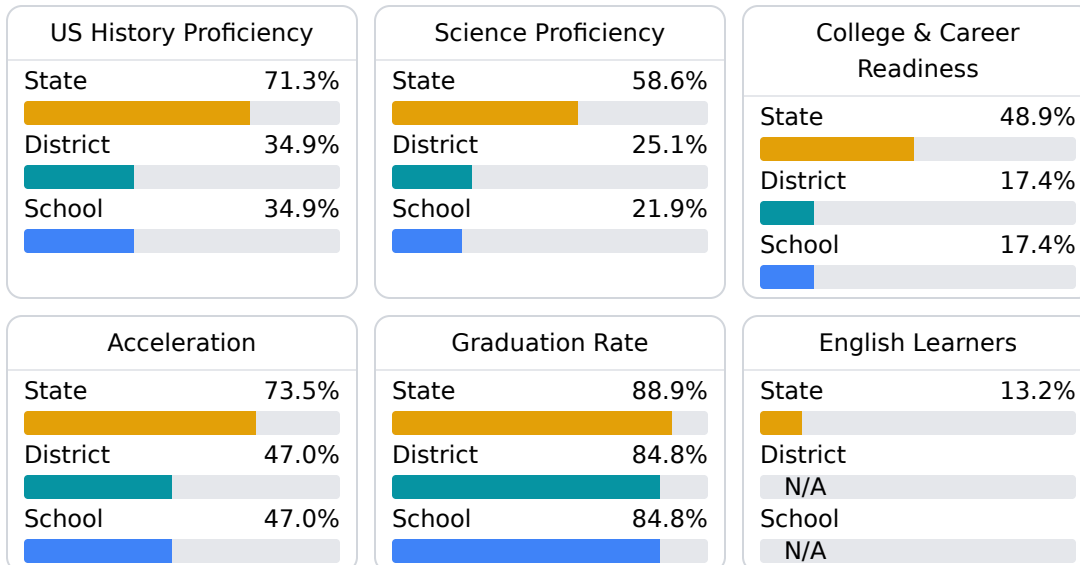
#### English

Measurements of student performance on the statewide English language arts (ELA) assessment.



#### Other Measures

Other measurements of student performance that factor into the accountability grade.



### Teacher Data

22.8

Teachers



88.0%

Experienced Teachers

6.6%

Provisional Teachers

93.8%

In-Field Teachers

## Detailed Assessment and Other Data

### Student Performance

The following information shows each level of student performance on statewide assessments.

#### Math

Level 1	Level 2	Level 3	Level 4	Level 5
State 0-10%	State 11-20%	State 21-30%	State 31-40%	State 11-20%
District 0-10%	District 31-40%	District 31-40%	District 11-20%	District 0-10%
School 0-10%	School 11-20%	School 61-70%	School 11-20%	School N/A
Minimal	Basic	Passing	Proficient	Advanced

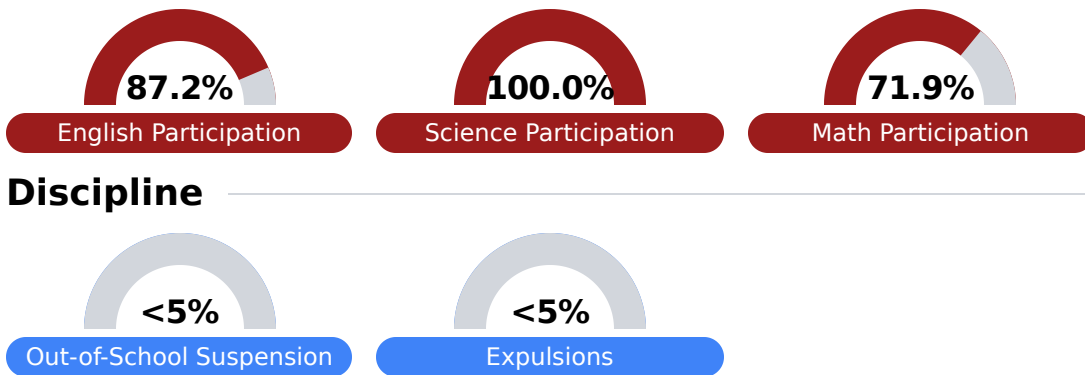
#### English

Level 1	Level 2	Level 3	Level 4	Level 5
State 8.3%	State 17.0%	State 29.7%	State 29.3%	State 15.7%
District 11-20%	District 21-30%	District 31-40%	District 11-20%	District 0-10%
School 26.7%	School 25.3%	School 29.3%	School 9.3%	School 9.3%
Minimal	Basic	Passing	Proficient	Advanced

#### Science

Level 1	Level 2	Level 3	Level 4	Level 5
State 11.4%	State 11.9%	State 20.8%	State 33.6%	State 22.3%
District 21-30%	District 21-30%	District 21-30%	District 11-20%	District 0-10%
School 41-50%	School 21-30%	School 11-20%	School 0-10%	School 0-10%
Minimal	Basic	Passing	Proficient	Advanced

### Student Assessment Participation



### Discipline

### Other Data



**46.6%**

Chronic Absenteeism



**\$14,086.65**

Per-Pupil Expenditure



**44.9%**

Post-Secondary Enrollment



**48.8%**

Advanced Course Participation