



Wilkinson County Elementary

Wilkinson County School District



522 POND PINCKNEYVILLE
Woodville, MS 39669



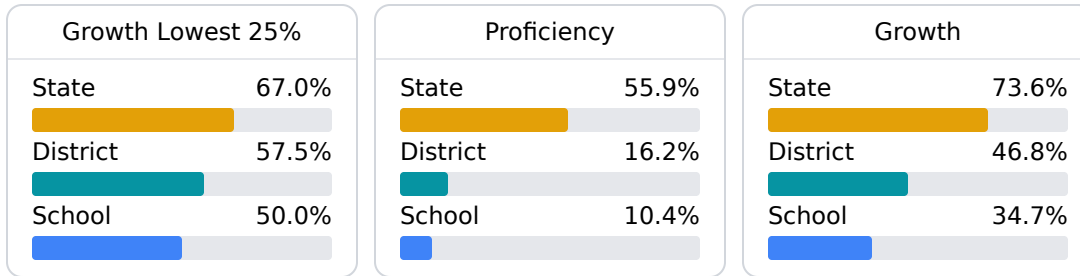
Stacey Royal
sroyal@wilkinson.k12.ms.us

School Accountability Grade Components

Mississippi's accountability system assigns "A" through "F" letter grades for schools and districts. Grades are based on student achievement, student growth, student participation in testing, and other academic measures.

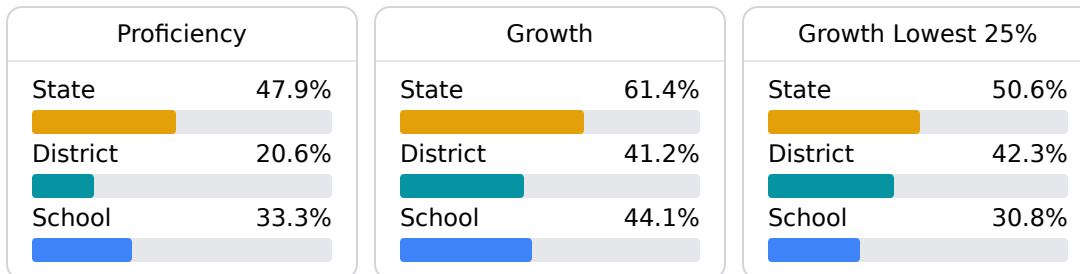
Math

Measurements of student performance on the statewide math assessment.



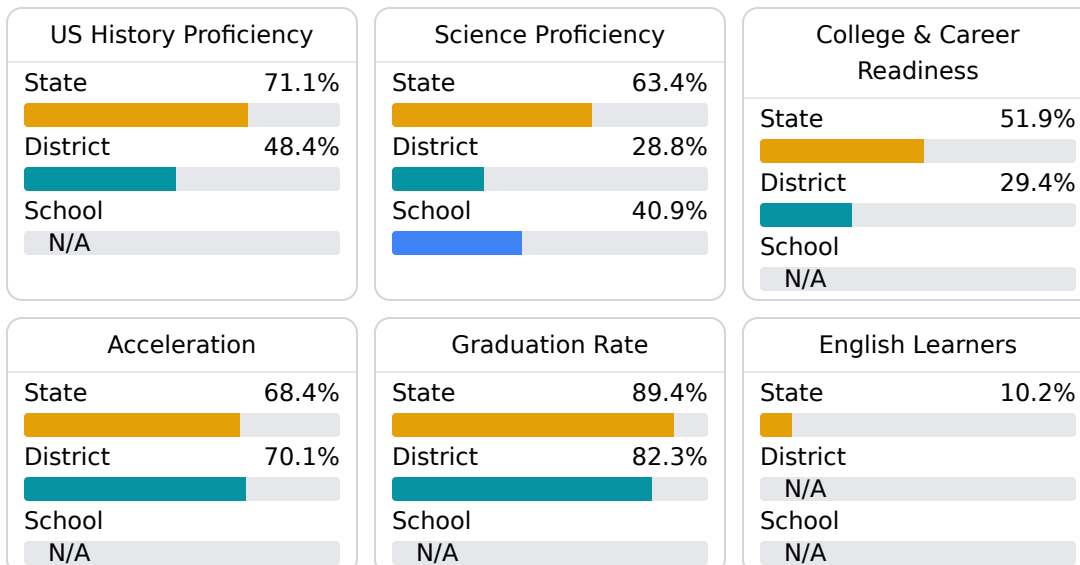
English

Measurements of student performance on the statewide English language arts (ELA) assessment.



Other Measures

Other measurements of student performance that factor into the accountability grade.



Teacher Data

21.0

Teachers



76.2%

Experienced Teachers

22.2%

Provisional Teachers

90.1%

In-Field Teachers

Detailed Assessment and Other Data

Student Performance

The following information shows each level of student performance on statewide assessments.

Math

Level 1	Level 2	Level 3	Level 4	Level 5
State 0-10%	State 11-20%	State 21-30%	State 31-40%	State 11-20%
District 11-20%	District 31-40%	District 31-40%	District 11-20%	District 0-10%
School 11-20%	School 41-50%	School 31-40%	School 0-10%	School 0-10%
Minimal	Basic	Passing	Proficient	Advanced

English

Level 1	Level 2	Level 3	Level 4	Level 5
State 9.1%	State 17.9%	State 27.3%	State 28.8%	State 16.9%
District 21-30%	District 31-40%	District 21-30%	District 11-20%	District 0-10%
School 12.5%	School 26.3%	School 29.0%	School 26.3%	School 5.9%
Minimal	Basic	Passing	Proficient	Advanced

Science

Level 1	Level 2	Level 3	Level 4	Level 5
State 11.2%	State 11.0%	State 19.5%	State 34.8%	State 23.5%
District 31-40%	District 11-20%	District 21-30%	District 21-30%	District 0-10%
School 8.2%	School 10.2%	School 40.8%	School 28.6%	School 12.2%
Minimal	Basic	Passing	Proficient	Advanced

Student Assessment Participation



Discipline

Other Data



19.7%

Chronic Absenteeism