



Waynesboro Riverview Ele School

Wayne County School District



155 Wayne Street
Waynesboro, MS 39367



Shronda Turner
turnersh@wcsdms.com

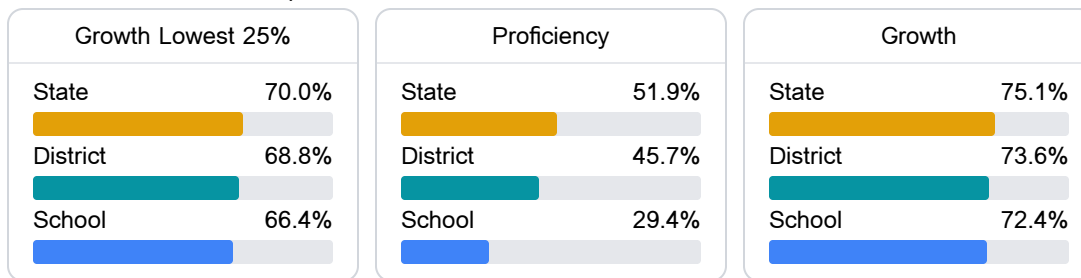
Identified for **Comprehensive Support and Improvement**

School Accountability Grade Components

Mississippi's accountability system assigns "A" through "F" letter grades for schools and districts. Grades are based on student achievement, student growth, student participation in testing, and other academic measures.

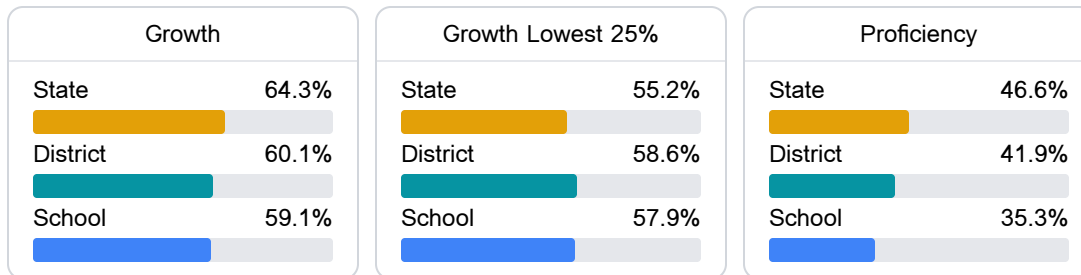
Math

Measurements of student performance on the statewide math assessment.



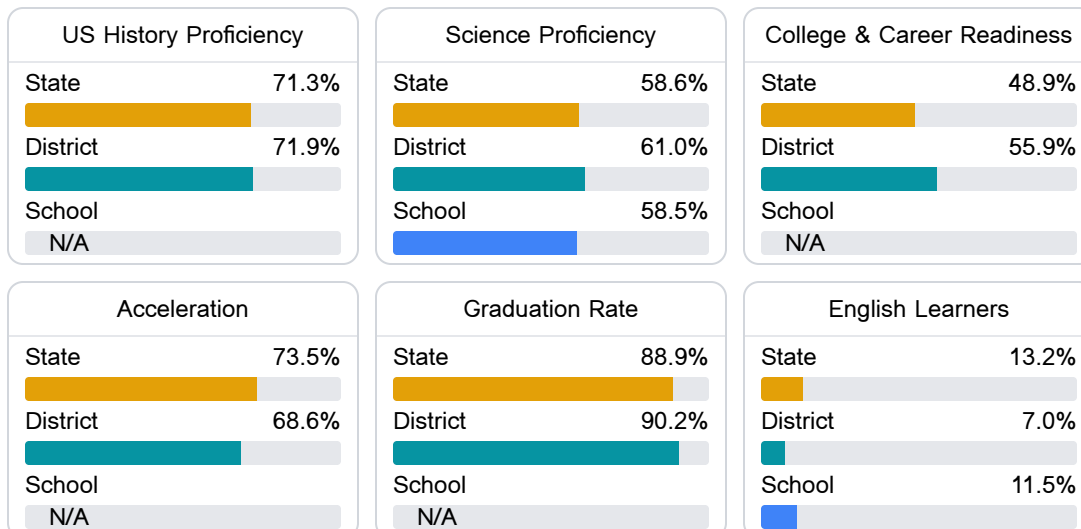
English

Measurements of student performance on the statewide English language arts (ELA) assessment.



Other Measures

Other measurements of student performance that factor into the accountability grade.



Teacher Data

33.6

Teachers



62.2%

Experienced Teachers

5.3%

Provisional Teachers

97.7%

In-Field Teachers

Detailed Assessment and Other Data

Student Performance

The following information shows each level of student performance on statewide assessments.

Math

Level 1		Level 2		Level 3		Level 4		Level 5	
State	0-10%	State	11-20%	State	21-30%	State	31-40%	State	11-20%
District	5.4%	District	18.1%	District	32.0%	District	31.4%	District	13.1%
School	9.3%	School	26.7%	School	37.4%	School	20.4%	School	6.3%
Minimal		Basic		Passing		Proficient		Advanced	

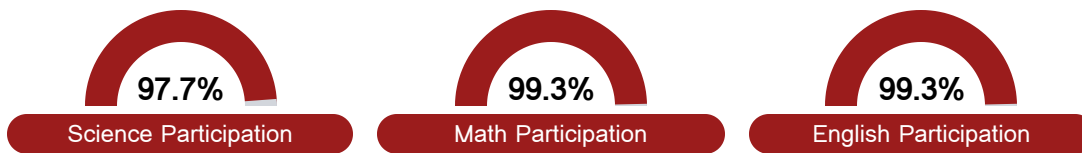
English

Level 1		Level 2		Level 3		Level 4		Level 5	
State	8.3%	State	17.0%	State	29.7%	State	29.3%	State	15.7%
District	9.4%	District	19.1%	District	32.0%	District	28.5%	District	10.9%
School	11.5%	School	21.5%	School	34.4%	School	23.3%	School	9.3%
Minimal		Basic		Passing		Proficient		Advanced	

Science

Level 1		Level 2		Level 3		Level 4		Level 5	
State	11.4%	State	11.9%	State	20.8%	State	33.6%	State	22.3%
District	10.7%	District	10.4%	District	22.0%	District	38.5%	District	18.6%
School	12.1%	School	12.1%	School	20.5%	School	42.2%	School	13.3%
Minimal		Basic		Passing		Proficient		Advanced	

Student Assessment Participation



Discipline



Other Data



10.5 %

Chronic Absenteeism



\$10,822.49

Per-Pupil Expenditure