

Buckatunna Elementary School

Wayne County School District

11 Buckatunna Mt. Zion Rd.
Buckatunna, MS 39322

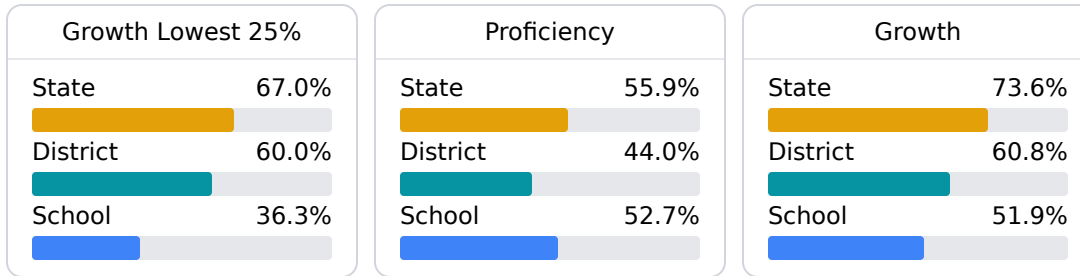
Michael Hall
hallm@wcsdms.com

School Accountability Grade Components

Mississippi's accountability system assigns "A" through "F" letter grades for schools and districts. Grades are based on student achievement, student growth, student participation in testing, and other academic measures.

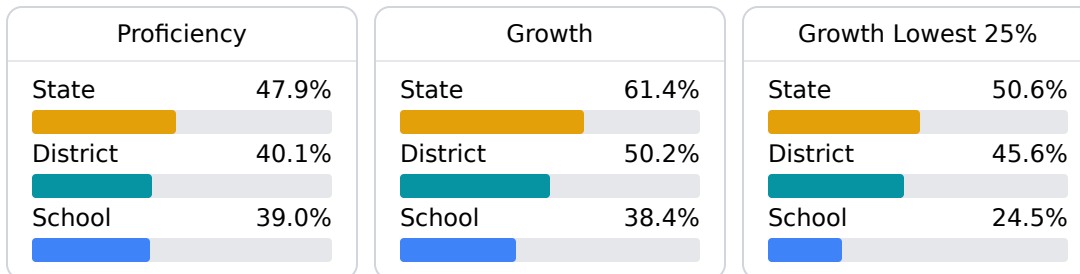
Math

Measurements of student performance on the statewide math assessment.



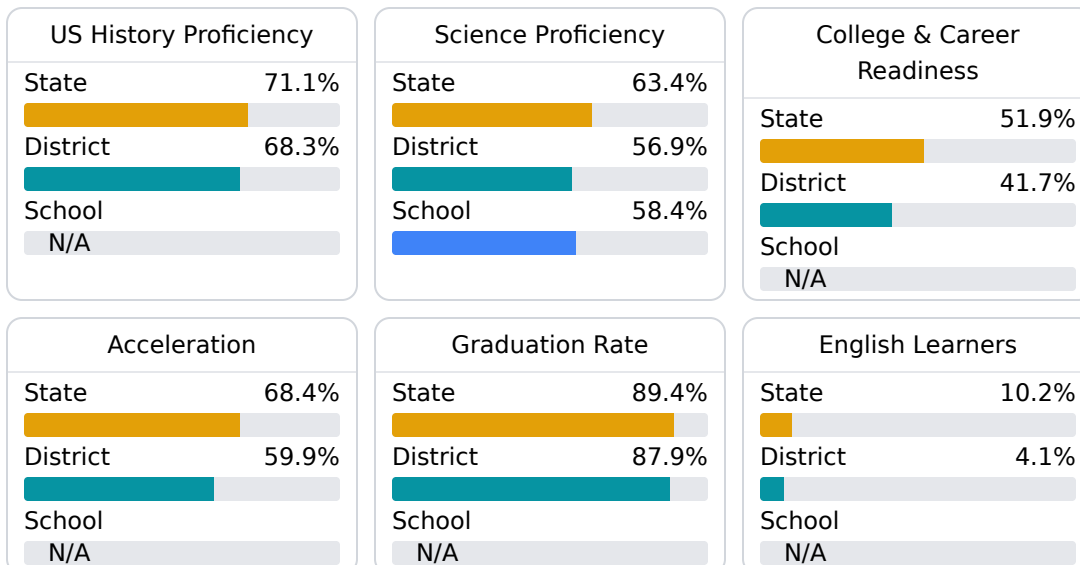
English

Measurements of student performance on the statewide English language arts (ELA) assessment.



Other Measures

Other measurements of student performance that factor into the accountability grade.



Teacher Data

28.5

Teachers



70.3%

Experienced Teachers

3.5%

Provisional Teachers

96.5%

In-Field Teachers

Detailed Assessment and Other Data

Student Performance

The following information shows each level of student performance on statewide assessments.

Math

Level 1	Level 2	Level 3	Level 4	Level 5
State 0-10%	State 11-20%	State 21-30%	State 31-40%	State 11-20%
District 0-10%	District 21-30%	District 31-40%	District 31-40%	District 11-20%
School 0-10%	School 11-20%	School 21-30%	School 31-40%	School 11-20%
Minimal	Basic	Passing	Proficient	Advanced

English

Level 1	Level 2	Level 3	Level 4	Level 5
State 9.1%	State 17.9%	State 27.3%	State 28.8%	State 16.9%
District 10.3%	District 21.3%	District 30.8%	District 25.9%	District 11.6%
School 8.3%	School 20.4%	School 33.3%	School 23.8%	School 14.2%
Minimal	Basic	Passing	Proficient	Advanced

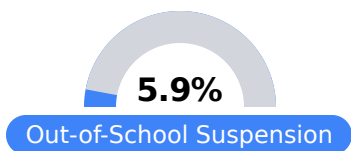
Science

Level 1	Level 2	Level 3	Level 4	Level 5
State 11.2%	State 11.0%	State 19.5%	State 34.8%	State 23.5%
District 12.0%	District 14.1%	District 22.3%	District 35.9%	District 15.6%
School 8.8%	School 8.8%	School 27.5%	School 40.0%	School 15.0%
Minimal	Basic	Passing	Proficient	Advanced

Student Assessment Participation



Discipline



Other Data



11.8%

Chronic Absenteeism