



## Beat Four Elementary School

Wayne County School District



5090 Hwy. 84  
Waynesboro, MS 39367



Sandy Graham  
grahams@wcsdms.com

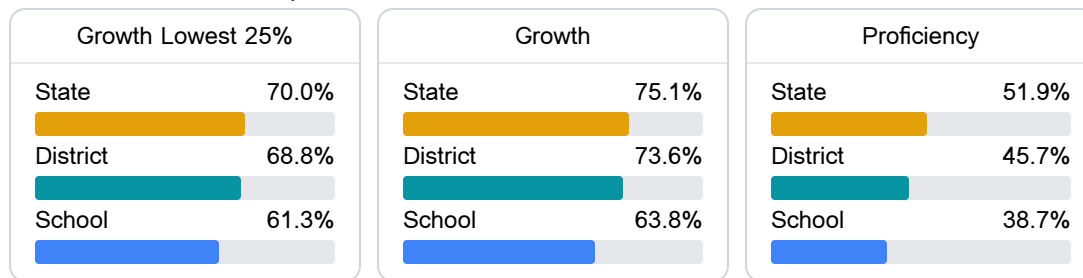
Identified for **Additional Targeted Support and Improvement**

### School Accountability Grade Components

Mississippi's accountability system assigns "A" through "F" letter grades for schools and districts. Grades are based on student achievement, student growth, student participation in testing, and other academic measures.

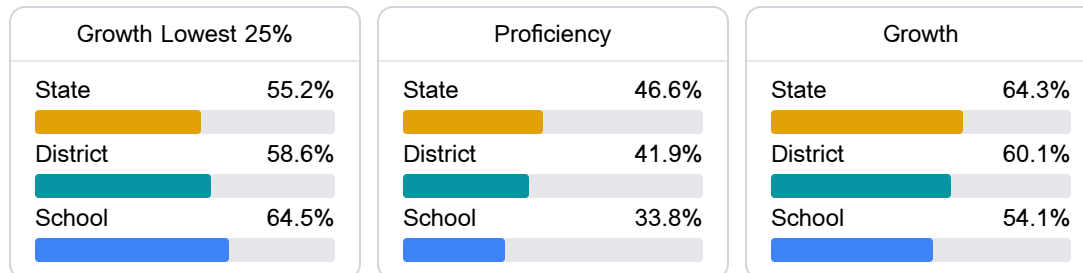
#### Math

Measurements of student performance on the statewide math assessment.



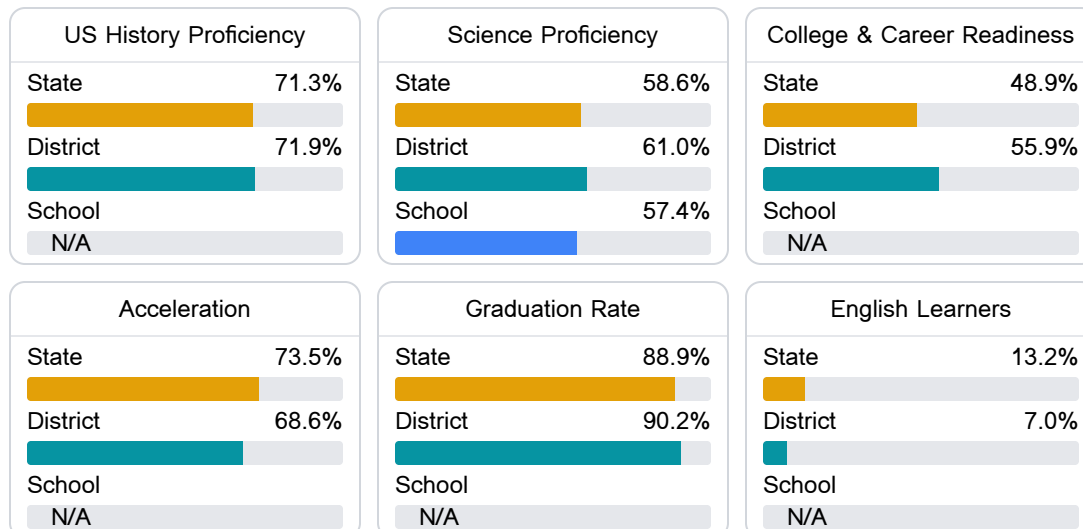
#### English

Measurements of student performance on the statewide English language arts (ELA) assessment.



#### Other Measures

Other measurements of student performance that factor into the accountability grade.



### Teacher Data

28.7

Teachers



74.6%

Experienced Teachers

3.5%

Provisional Teachers

96.6%

In-Field Teachers

## Detailed Assessment and Other Data

## Student Performance

The following information shows each level of student performance on statewide assessments.

## Math

Level 1		Level 2		Level 3		Level 4		Level 5	
State	0-10%	State	11-20%	State	21-30%	State	31-40%	State	11-20%
District	5.4%	District	18.1%	District	32.0%	District	31.4%	District	13.1%
School	7.7%	School	22.6%	School	31.1%	School	28.9%	School	9.8%
Minimal		Basic		Passing		Proficient		Advanced	

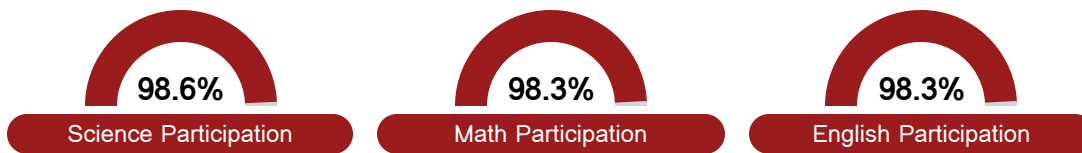
## English

Level 1		Level 2		Level 3		Level 4		Level 5	
State	8.3%	State	17.0%	State	29.7%	State	29.3%	State	15.7%
District	9.4%	District	19.1%	District	32.0%	District	28.5%	District	10.9%
School	8.9%	School	25.1%	School	33.2%	School	26.4%	School	6.4%
Minimal		Basic		Passing		Proficient		Advanced	

## Science

Level 1		Level 2		Level 3		Level 4		Level 5	
State	11.4%	State	11.9%	State	20.8%	State	33.6%	State	22.3%
District	10.7%	District	10.4%	District	22.0%	District	38.5%	District	18.6%
School	8.5%	School	11.3%	School	25.4%	School	40.9%	School	14.1%
Minimal		Basic		Passing		Proficient		Advanced	

## Student Assessment Participation



## Discipline



## Other Data



14.2 %

Chronic Absenteeism



\$11,235.86

Per-Pupil Expenditure