

## Webb Preparatory School

Greenville Public School District

600 S. Harvey Street  
Greenville, MS 38701

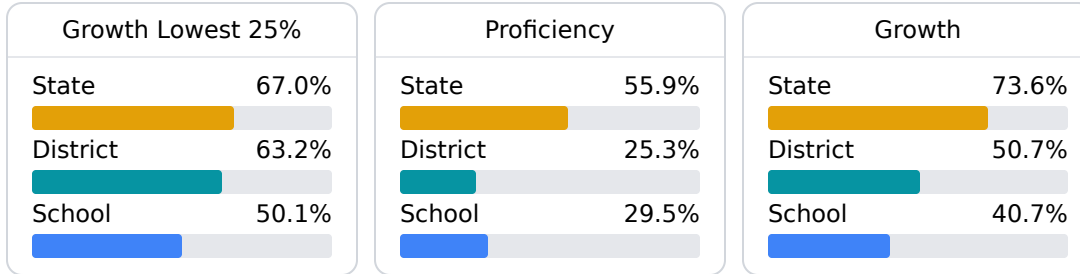
Debra Reeves  
dreeves@gpsdk12.com

### School Accountability Grade Components

Mississippi's accountability system assigns "A" through "F" letter grades for schools and districts. Grades are based on student achievement, student growth, student participation in testing, and other academic measures.

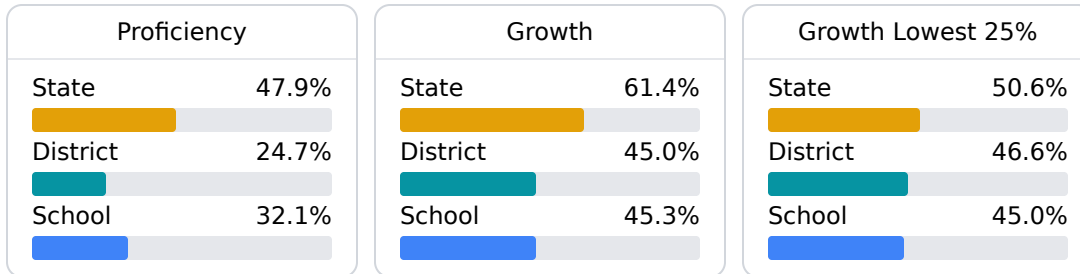
#### Math

Measurements of student performance on the statewide math assessment.



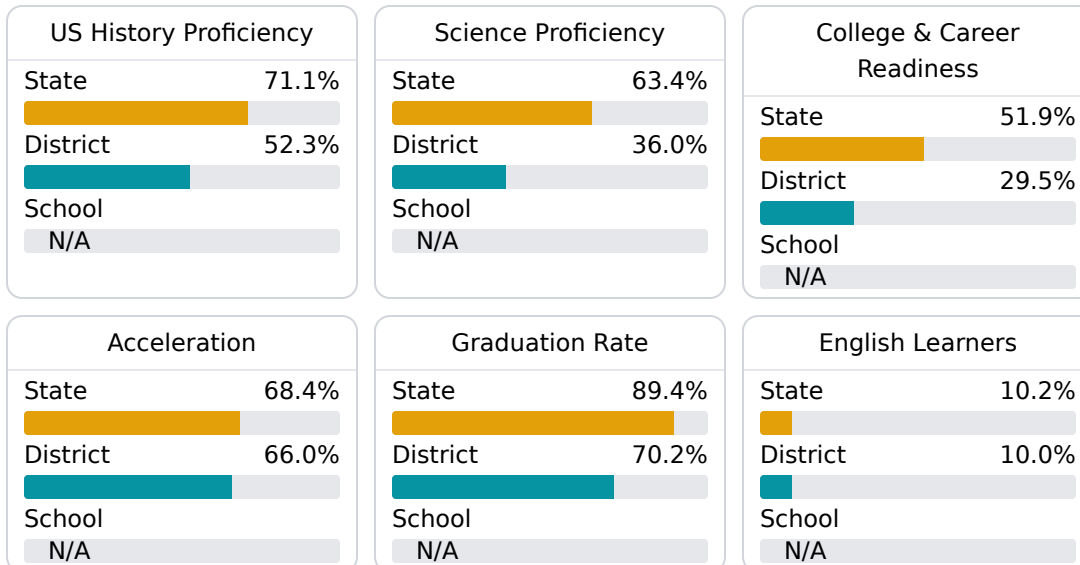
#### English

Measurements of student performance on the statewide English language arts (ELA) assessment.



#### Other Measures

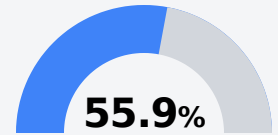
Other measurements of student performance that factor into the accountability grade.



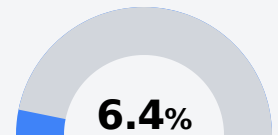
### Teacher Data

15.7

Teachers



Experienced Teachers



Provisional Teachers



In-Field Teachers

## Detailed Assessment and Other Data

### Student Performance

The following information shows each level of student performance on statewide assessments.

#### Math

Level 1	Level 2	Level 3	Level 4	Level 5
State 0-10%	State 11-20%	State 21-30%	State 31-40%	State 11-20%
District 0-10%	District 31-40%	District 31-40%	District 11-20%	District 0-10%
School N/A	School N/A	School N/A	School N/A	School N/A
Minimal	Basic	Passing	Proficient	Advanced

#### English

Level 1	Level 2	Level 3	Level 4	Level 5
State 9.1%	State 17.9%	State 27.3%	State 28.8%	State 16.9%
District 18.6%	District 27.5%	District 30.9%	District 17.8%	District 5.1%
School N/A	School N/A	School N/A	School N/A	School N/A
Minimal	Basic	Passing	Proficient	Advanced

#### Science

Level 1	Level 2	Level 3	Level 4	Level 5
State 11.2%	State 11.0%	State 19.5%	State 34.8%	State 23.5%
District 24.1%	District 20.2%	District 24.8%	District 23.7%	District 7.2%
School N/A	School N/A	School N/A	School N/A	School N/A
Minimal	Basic	Passing	Proficient	Advanced

### Discipline

## Other Data



**32.1%**

Chronic Absenteeism