



## Trigg Elementary School

Greenville Public School District



3004 Lincoln Drive  
Greenville, MS 38703



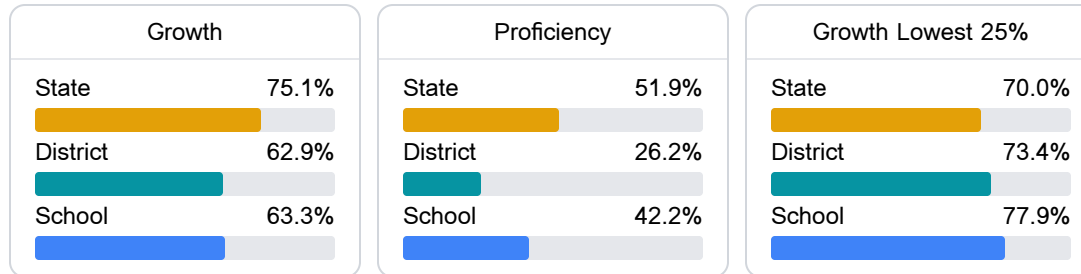
Deshanda Riley  
driley@gpsdk12.com

### School Accountability Grade Components

Mississippi's accountability system assigns "A" through "F" letter grades for schools and districts. Grades are based on student achievement, student growth, student participation in testing, and other academic measures.

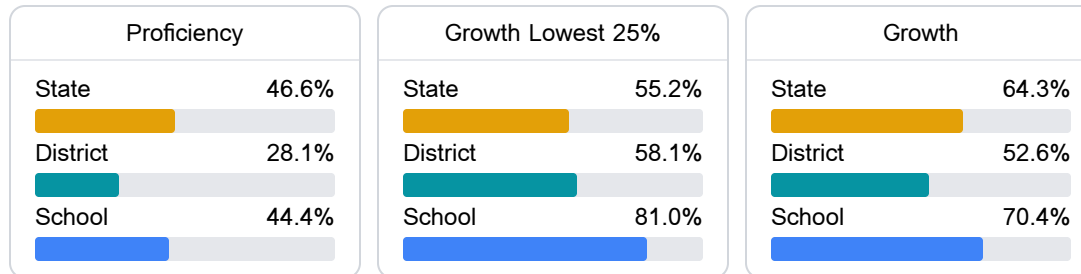
#### Math

Measurements of student performance on the statewide math assessment.



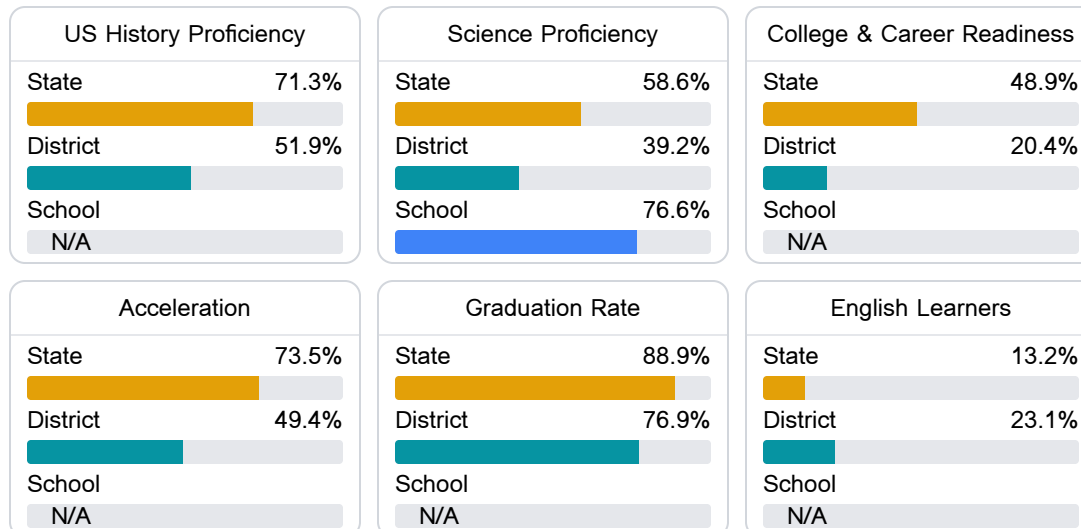
#### English

Measurements of student performance on the statewide English language arts (ELA) assessment.



#### Other Measures

Other measurements of student performance that factor into the accountability grade.



### Teacher Data

18.5

Teachers



73.6%

Experienced Teachers

10.2%

Provisional Teachers

93.4%

In-Field Teachers

## Detailed Assessment and Other Data

## Student Performance

The following information shows each level of student performance on statewide assessments.

## Math

Level 1		Level 2		Level 3		Level 4		Level 5	
State	0-10%	State	11-20%	State	21-30%	State	31-40%	State	11-20%
District	10.1%	District	29.4%	District	34.1%	District	20.7%	District	5.8%
School	6.3%	School	14.7%	School	36.4%	School	28.7%	School	14.0%
Minimal		Basic		Passing		Proficient		Advanced	

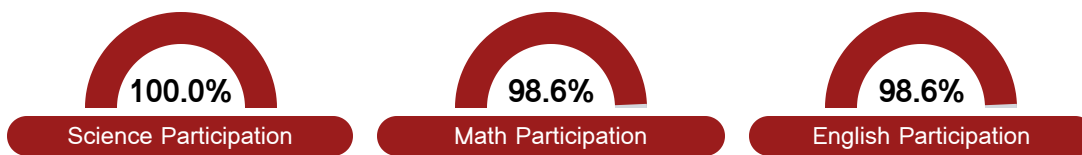
## English

Level 1		Level 2		Level 3		Level 4		Level 5	
State	8.3%	State	17.0%	State	29.7%	State	29.3%	State	15.7%
District	11-20%	District	21-30%	District	21-30%	District	21-30%	District	0-10%
School	10.5%	School	20.3%	School	25.9%	School	37.8%	School	5.6%
Minimal		Basic		Passing		Proficient		Advanced	

## Science

Level 1		Level 2		Level 3		Level 4		Level 5	
State	11.4%	State	11.9%	State	20.8%	State	33.6%	State	22.3%
District	20.1%	District	19.9%	District	22.5%	District	26.8%	District	10.7%
School	6.4%	School	6.4%	School	8.5%	School	42.6%	School	36.2%
Minimal		Basic		Passing		Proficient		Advanced	

## Student Assessment Participation



## Discipline



## Other Data



20.6 %

Chronic Absenteeism



\$12,454.35

Per-Pupil Expenditure