



Stern Elementary School

Greenville Public School District



522 McAllister Street
Greenville, MS 38701



Barbara Lucas
blucas@gpsdk12.com

School Accountability Grade Components

Mississippi's accountability system assigns "A" through "F" letter grades for schools and districts. Grades are based on student achievement, student growth, student participation in testing, and other academic measures.

Math

Measurements of student performance on the statewide math assessment.

Proficiency		Growth		Growth Lowest 25%	
State	55.9%	State	73.6%	State	67.0%
District	25.3%	District	50.7%	District	63.2%
School	27.5%	School	23.5%	School	33.3%

English

Measurements of student performance on the statewide English language arts (ELA) assessment.

Growth Lowest 25%		Growth		Proficiency	
State	50.6%	State	61.4%	State	47.9%
District	46.6%	District	45.0%	District	24.7%
School	51.3%	School	46.0%	School	25.5%

Other Measures

Other measurements of student performance that factor into the accountability grade.

US History Proficiency		Science Proficiency		College & Career Readiness	
State	71.1%	State	63.4%	State	51.9%
District	52.3%	District	36.0%	District	29.5%
School	N/A	School	33.3%	School	N/A

Acceleration		Graduation Rate		English Learners	
State	68.4%	State	89.4%	State	10.2%
District	66.0%	District	70.2%	District	10.0%
School	N/A	School	N/A	School	N/A

Teacher Data

13.6

Teachers



100.0%

Experienced Teachers

7.4%

Provisional Teachers

87.9%

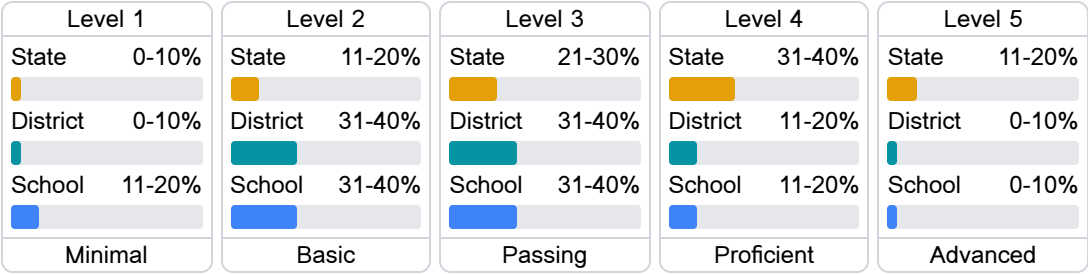
In-Field Teachers

Detailed Assessment and Other Data

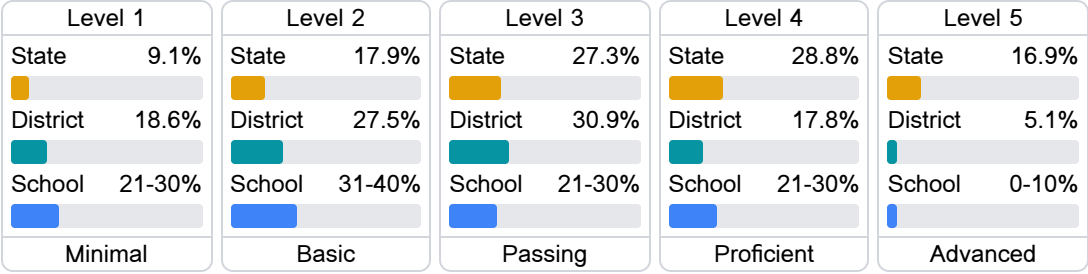
Student Performance

The following information shows each level of student performance on statewide assessments.

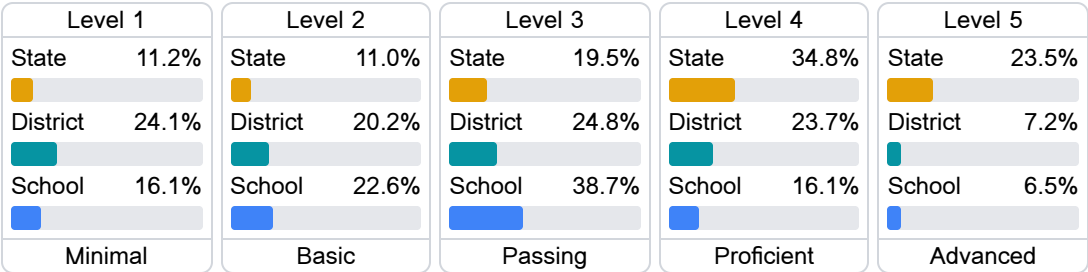
Math



English



Science



Student Assessment Participation



Discipline



Other Data

