



## Stern Elementary School

Greenville Public School District



522 McAllister Street  
Greenville, MS 38701



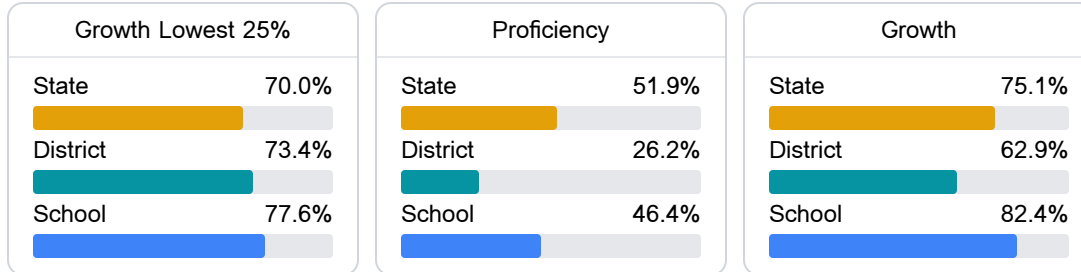
Barbara Lucas  
blucas@gpsdk12.com

### School Accountability Grade Components

Mississippi's accountability system assigns "A" through "F" letter grades for schools and districts. Grades are based on student achievement, student growth, student participation in testing, and other academic measures.

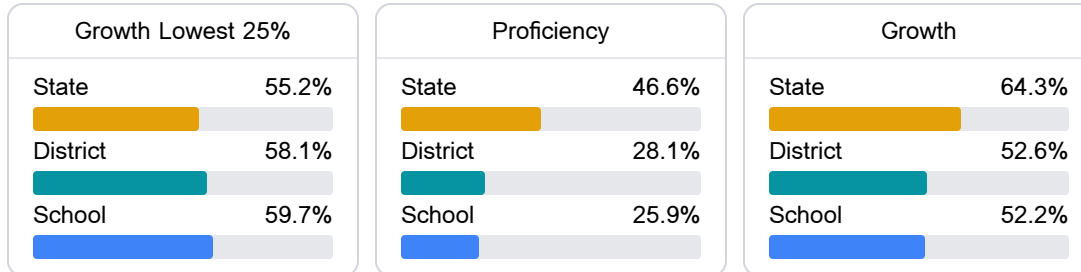
#### Math

Measurements of student performance on the statewide math assessment.



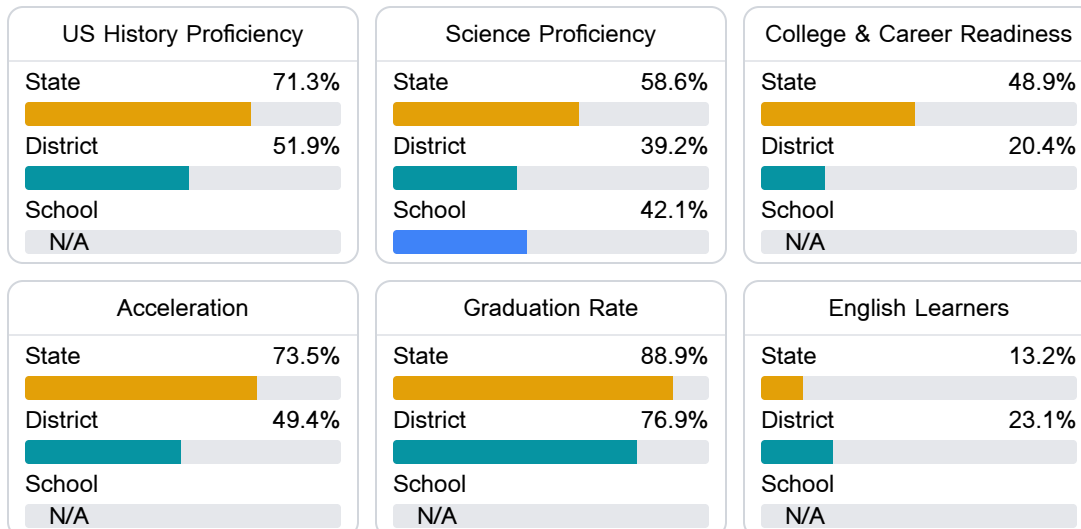
#### English

Measurements of student performance on the statewide English language arts (ELA) assessment.



#### Other Measures

Other measurements of student performance that factor into the accountability grade.



### Teacher Data

15.1

Teachers



100.0%

Experienced Teachers

13.3%

Provisional Teachers

89.1%

In-Field Teachers

## Detailed Assessment and Other Data

## Student Performance

The following information shows each level of student performance on statewide assessments.

## Math

Level 1		Level 2		Level 3		Level 4		Level 5	
State	0-10%	State	11-20%	State	21-30%	State	31-40%	State	11-20%
District	10.1%	District	29.4%	District	34.1%	District	20.7%	District	5.8%
School	9.3%	School	20.3%	School	27.1%	School	26.3%	School	17.0%
Minimal		Basic		Passing		Proficient		Advanced	

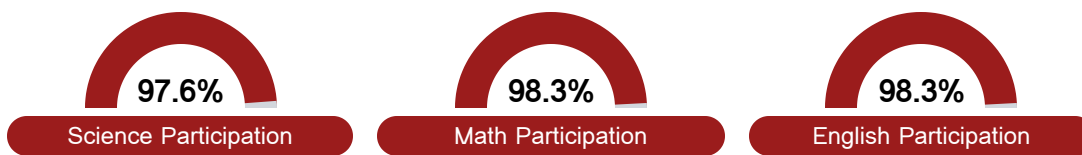
## English

Level 1		Level 2		Level 3		Level 4		Level 5	
State	8.3%	State	17.0%	State	29.7%	State	29.3%	State	15.7%
District	11-20%	District	21-30%	District	21-30%	District	21-30%	District	0-10%
School	22.0%	School	29.7%	School	27.1%	School	16.1%	School	5.1%
Minimal		Basic		Passing		Proficient		Advanced	

## Science

Level 1		Level 2		Level 3		Level 4		Level 5	
State	11.4%	State	11.9%	State	20.8%	State	33.6%	State	22.3%
District	20.1%	District	19.9%	District	22.5%	District	26.8%	District	10.7%
School	22.0%	School	19.5%	School	29.3%	School	22.0%	School	7.3%
Minimal		Basic		Passing		Proficient		Advanced	

## Student Assessment Participation



## Discipline



## Other Data



28.9%

Chronic Absenteeism



\$15,286.95

Per-Pupil Expenditure