



Greenville High School

Greenville Public School District



419 East Robertshaw Street
Greenville, MS 38701



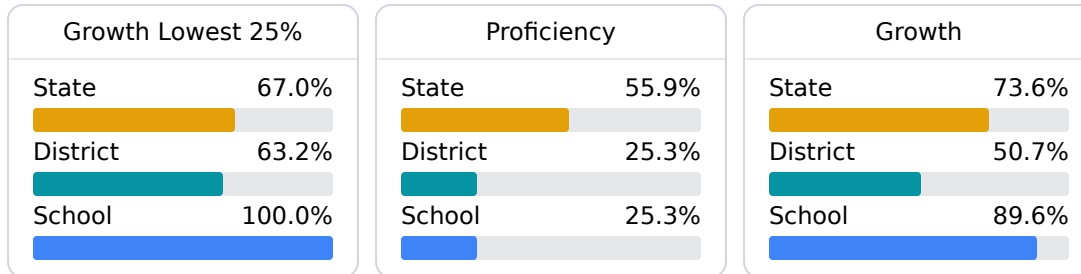
Barren Cleark
bcleark@gpsdk12.com

School Accountability Grade Components

Mississippi's accountability system assigns "A" through "F" letter grades for schools and districts. Grades are based on student achievement, student growth, student participation in testing, and other academic measures.

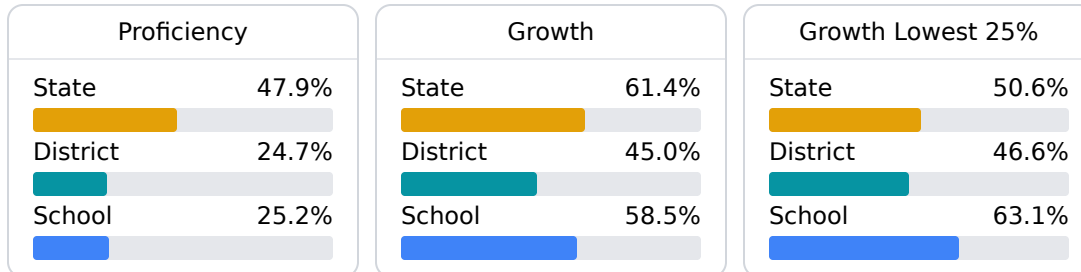
Math

Measurements of student performance on the statewide math assessment.



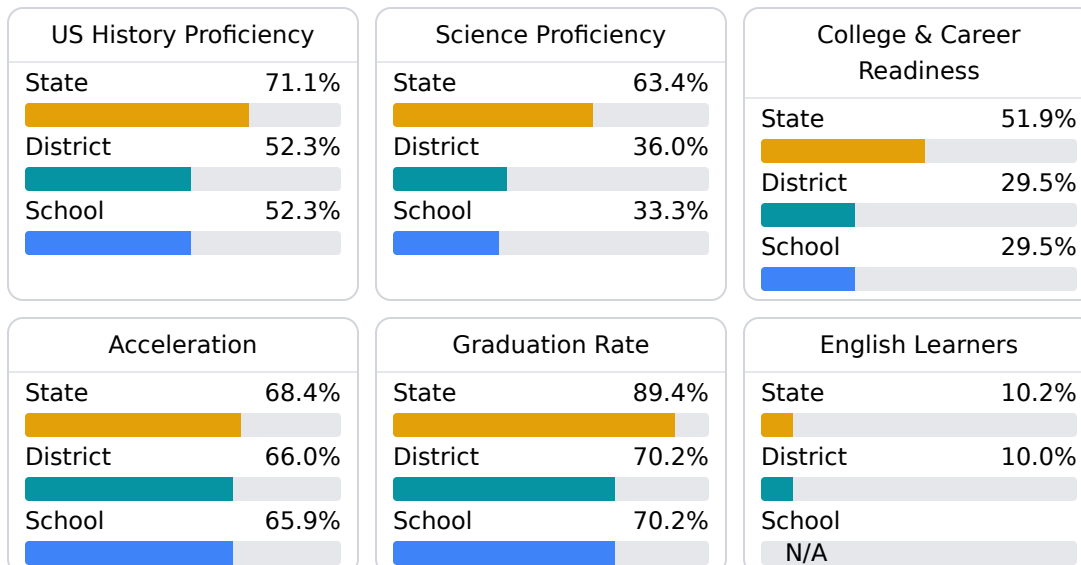
English

Measurements of student performance on the statewide English language arts (ELA) assessment.



Other Measures

Other measurements of student performance that factor into the accountability grade.



Teacher Data

47.9

Teachers



73.8%

Experienced Teachers

6.3%

Provisional Teachers

97.2%

In-Field Teachers

Detailed Assessment and Other Data

Student Performance

The following information shows each level of student performance on statewide assessments.

Math

Level 1	Level 2	Level 3	Level 4	Level 5
State 0-10% <div></div>	State 11-20% <div></div>	State 21-30% <div></div>	State 31-40% <div></div>	State 11-20% <div></div>
District 0-10% <div></div>	District 31-40% <div></div>	District 31-40% <div></div>	District 11-20% <div></div>	District 0-10% <div></div>
School 0-10% <div></div>	School 21-30% <div></div>	School 51-60% <div></div>	School 11-20% <div></div>	School 0-10% <div></div>
Minimal	Basic	Passing	Proficient	Advanced

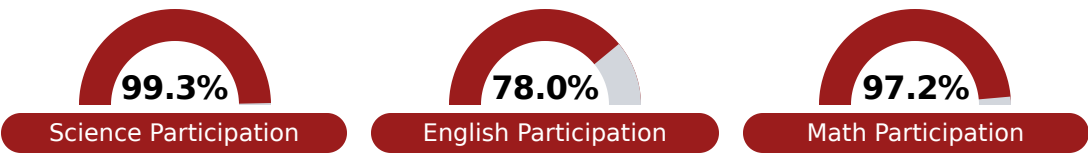
English

Level 1	Level 2	Level 3	Level 4	Level 5
State 9.1% <div></div>	State 17.9% <div></div>	State 27.3% <div></div>	State 28.8% <div></div>	State 16.9% <div></div>
District 18.6% <div></div>	District 27.5% <div></div>	District 30.9% <div></div>	District 17.8% <div></div>	District 5.1% <div></div>
School 21-30% <div></div>	School 31-40% <div></div>	School 21-30% <div></div>	School 11-20% <div></div>	School 0-10% <div></div>
Minimal	Basic	Passing	Proficient	Advanced

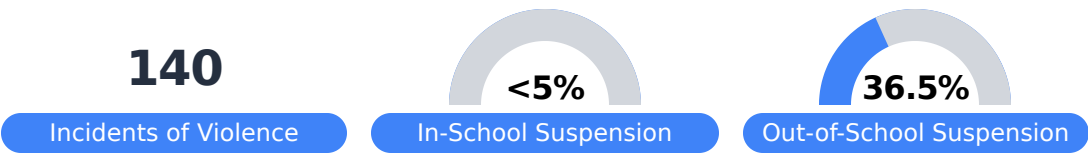
Science

Level 1	Level 2	Level 3	Level 4	Level 5
State 11.2% <div></div>	State 11.0% <div></div>	State 19.5% <div></div>	State 34.8% <div></div>	State 23.5% <div></div>
District 24.1% <div></div>	District 20.2% <div></div>	District 24.8% <div></div>	District 23.7% <div></div>	District 7.2% <div></div>
School 35.1% <div></div>	School 22.1% <div></div>	School 19.1% <div></div>	School 17.7% <div></div>	School 6.0% <div></div>
Minimal	Basic	Passing	Proficient	Advanced

Student Assessment Participation



Discipline



Other Data

