


B Greenville High School

Greenville Public School District

 419 East Robertshaw Street
Greenville, MS 38701

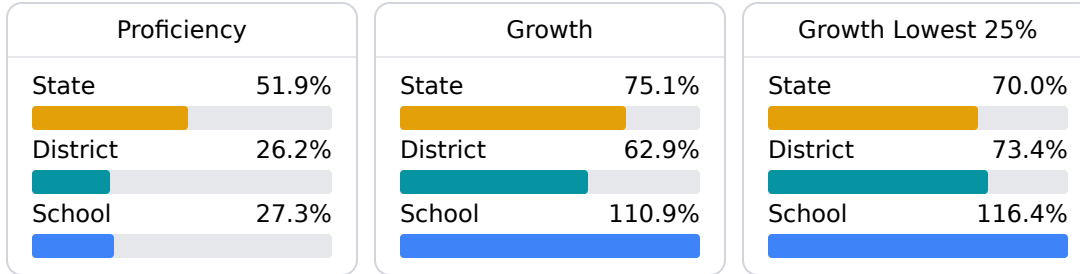
 Barren Cleark
bcleark@gpsdk12.com

School Accountability Grade Components

Mississippi's accountability system assigns "A" through "F" letter grades for schools and districts. Grades are based on student achievement, student growth, student participation in testing, and other academic measures.

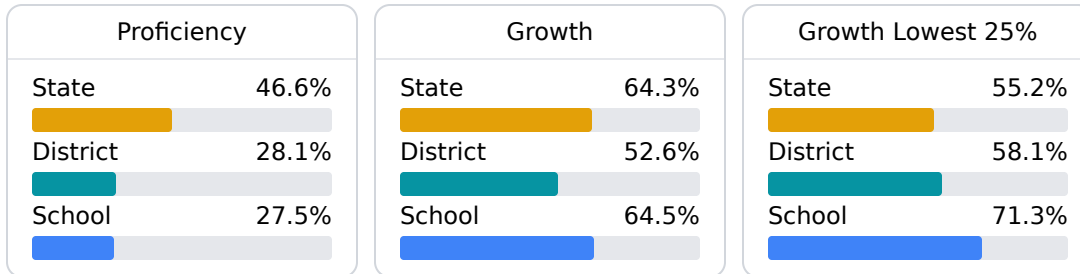
Math

Measurements of student performance on the statewide math assessment.



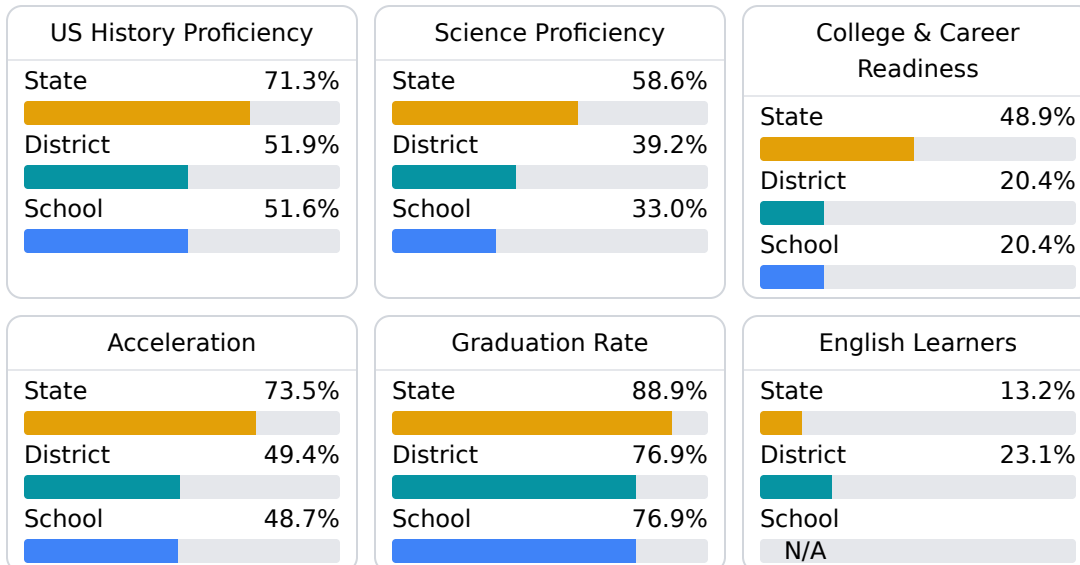
English

Measurements of student performance on the statewide English language arts (ELA) assessment.



Other Measures

Other measurements of student performance that factor into the accountability grade.



Teacher Data

49.1

Teachers



72.6%

Experienced Teachers

3.1%

Provisional Teachers

99.4%

In-Field Teachers

Detailed Assessment and Other Data

Student Performance

The following information shows each level of student performance on statewide assessments.

Math

Level 1	Level 2	Level 3	Level 4	Level 5
State 0-10%	State 11-20%	State 21-30%	State 31-40%	State 11-20%
District 10.1%	District 29.4%	District 34.1%	District 20.7%	District 5.8%
School 0-10%	School 11-20%	School 41-50%	School 31-40%	School 0-10%
Minimal	Basic	Passing	Proficient	Advanced

English

Level 1	Level 2	Level 3	Level 4	Level 5
State 8.3%	State 17.0%	State 29.7%	State 29.3%	State 15.7%
District 11-20%	District 21-30%	District 21-30%	District 21-30%	District 0-10%
School 21-30%	School 31-40%	School 21-30%	School 11-20%	School 0-10%
Minimal	Basic	Passing	Proficient	Advanced

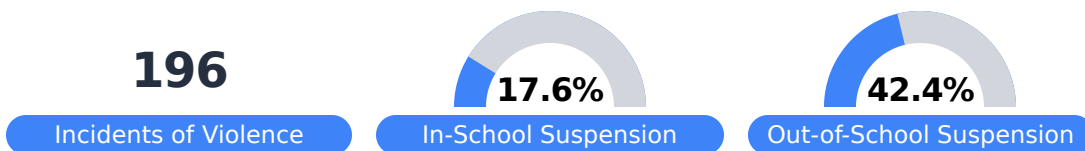
Science

Level 1	Level 2	Level 3	Level 4	Level 5
State 11.4%	State 11.9%	State 20.8%	State 33.6%	State 22.3%
District 20.1%	District 19.9%	District 22.5%	District 26.8%	District 10.7%
School 27.0%	School 21.7%	School 17.8%	School 25.2%	School 8.3%
Minimal	Basic	Passing	Proficient	Advanced

Student Assessment Participation



Discipline



Other Data



44.7%

Chronic Absenteeism



\$12,209.07

Per-Pupil Expenditure



40.6%

Post-Secondary Enrollment



45.2%

Advanced Course Participation