

F Boyd Elementary School Greenville Public School District

1021 South Colorado
Greenville, MS 38703

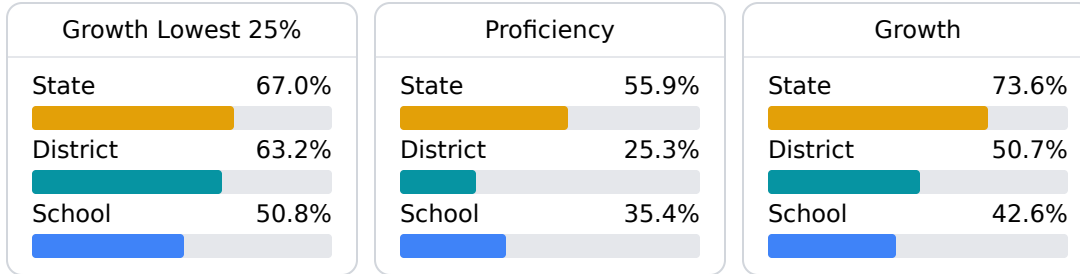
Brigetta Sims
bsims@gpsdk12.com

School Accountability Grade Components

Mississippi's accountability system assigns "A" through "F" letter grades for schools and districts. Grades are based on student achievement, student growth, student participation in testing, and other academic measures.

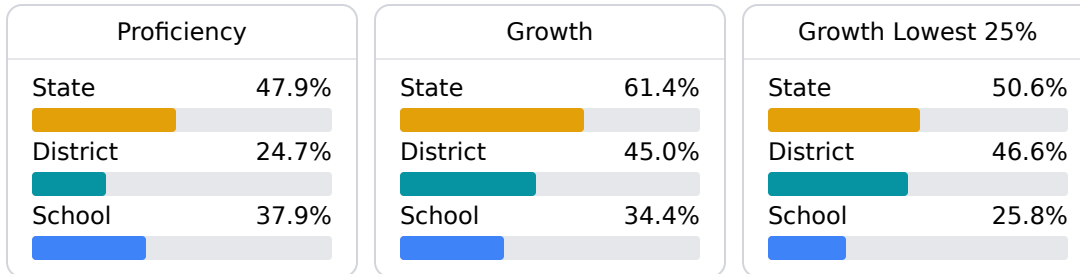
Math

Measurements of student performance on the statewide math assessment.



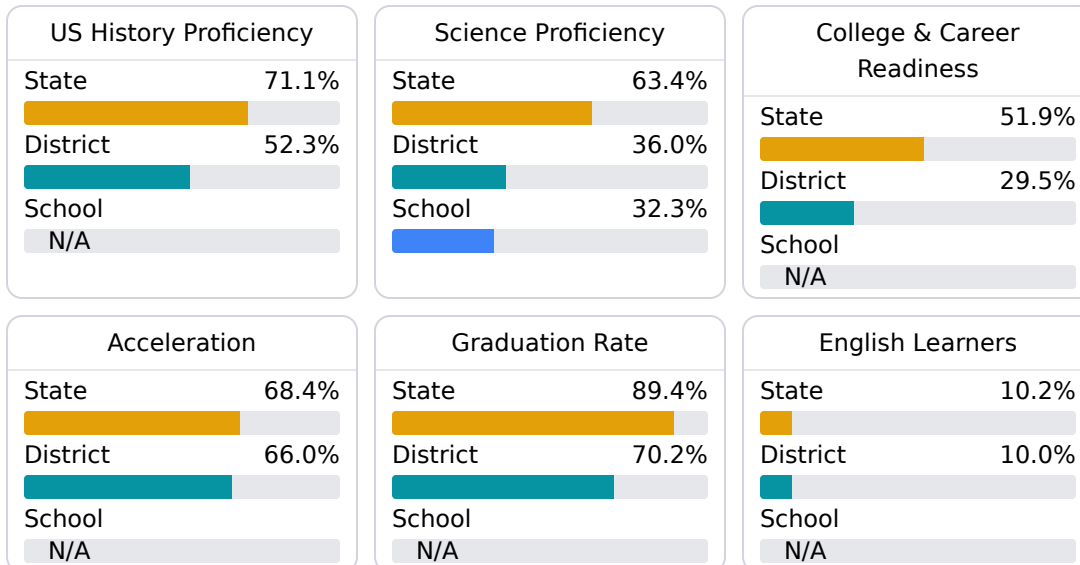
English

Measurements of student performance on the statewide English language arts (ELA) assessment.



Other Measures

Other measurements of student performance that factor into the accountability grade.



Teacher Data

18.1

Teachers



61.3%

Experienced Teachers

5.5%

Provisional Teachers

100.0%

In-Field Teachers

Detailed Assessment and Other Data

Student Performance

The following information shows each level of student performance on statewide assessments.

Math

| Level 1 | Level 2 | Level 3 | Level 4 | Level 5 |
|----------------|-----------------|-----------------|-----------------|----------------|
| State 0-10% | State 11-20% | State 21-30% | State 31-40% | State 11-20% |
| District 0-10% | District 31-40% | District 31-40% | District 11-20% | District 0-10% |
| School 5.3% | School 27.7% | School 32.4% | School 23.5% | School 11.2% |
| Minimal | Basic | Passing | Proficient | Advanced |

English

| Level 1 | Level 2 | Level 3 | Level 4 | Level 5 |
|----------------|----------------|----------------|----------------|---------------|
| State 9.1% | State 17.9% | State 27.3% | State 28.8% | State 16.9% |
| District 18.6% | District 27.5% | District 30.9% | District 17.8% | District 5.1% |
| School 12.9% | School 21.8% | School 27.7% | School 28.8% | School 8.8% |
| Minimal | Basic | Passing | Proficient | Advanced |

Science

| Level 1 | Level 2 | Level 3 | Level 4 | Level 5 |
|----------------|----------------|----------------|----------------|---------------|
| State 11.2% | State 11.0% | State 19.5% | State 34.8% | State 23.5% |
| District 24.1% | District 20.2% | District 24.8% | District 23.7% | District 7.2% |
| School 11-20% | School 11-20% | School 31-40% | School 21-30% | School 0-10% |
| Minimal | Basic | Passing | Proficient | Advanced |

Student Assessment Participation



Discipline



Other Data



20.4%

Chronic Absenteeism