



Boyd Elementary School

Greenville Public School District



1021 South Colorado
Greenville, MS 38703



ELEASHIA JONES
eshaw@gpsdk12.com

School Accountability Grade Components

Mississippi's accountability system assigns "A" through "F" letter grades for schools and districts. Grades are based on student achievement, student growth, student participation in testing, and other academic measures.

Math

Measurements of student performance on the statewide math assessment.

Proficiency		Growth		Growth Lowest 25%	
State	51.9%	State	75.1%	State	70.0%
District	26.2%	District	62.9%	District	73.4%
School	27.4%	School	66.8%	School	65.2%

English

Measurements of student performance on the statewide English language arts (ELA) assessment.

Proficiency		Growth		Growth Lowest 25%	
State	46.6%	State	64.3%	State	55.2%
District	28.1%	District	52.6%	District	58.1%
School	41.4%	School	72.2%	School	65.7%

Other Measures

Other measurements of student performance that factor into the accountability grade.

US History Proficiency		Science Proficiency		College & Career Readiness	
State	71.3%	State	58.6%	State	48.9%
District	51.9%	District	39.2%	District	20.4%
School	N/A	School	44.3%	School	N/A

Acceleration		Graduation Rate		English Learners	
State	73.5%	State	88.9%	State	13.2%
District	49.4%	District	76.9%	District	23.1%
School	N/A	School	N/A	School	N/A

Teacher Data

19.5

Teachers



73.2%

Experienced Teachers

17.0%

Provisional Teachers

95.7%

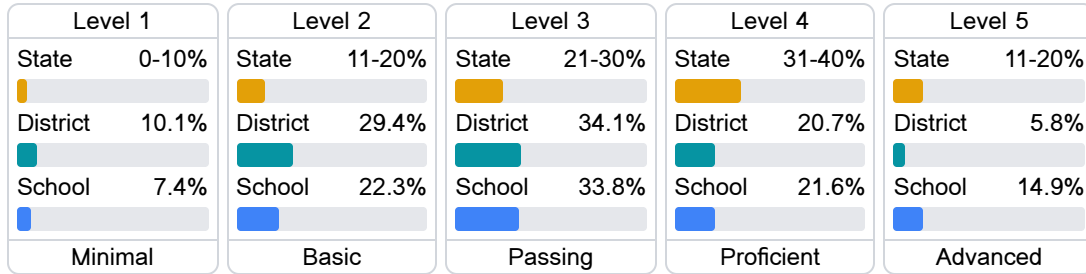
In-Field Teachers

Detailed Assessment and Other Data

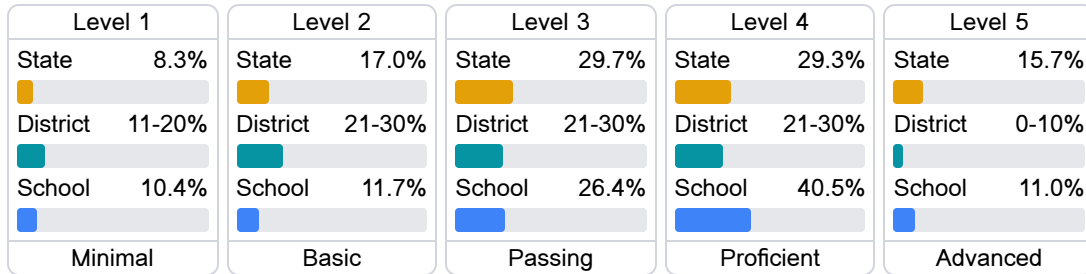
Student Performance

The following information shows each level of student performance on statewide assessments.

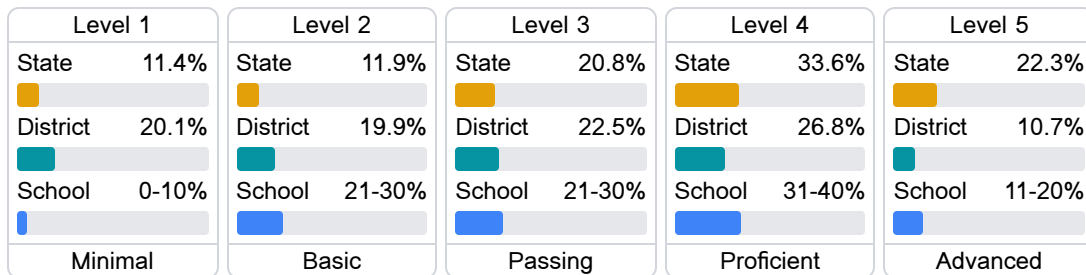
Math



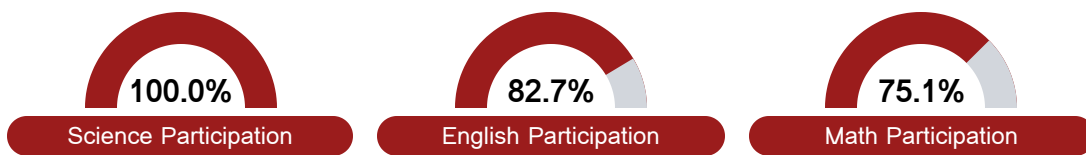
English




Science



Student Assessment Participation



Discipline



Other Data



21.4 %

Chronic Absenteeism



\$10,707.23

Per-Pupil Expenditure