

Leland High School

Leland School District



402 E. Third Street
Leland, MS 38756



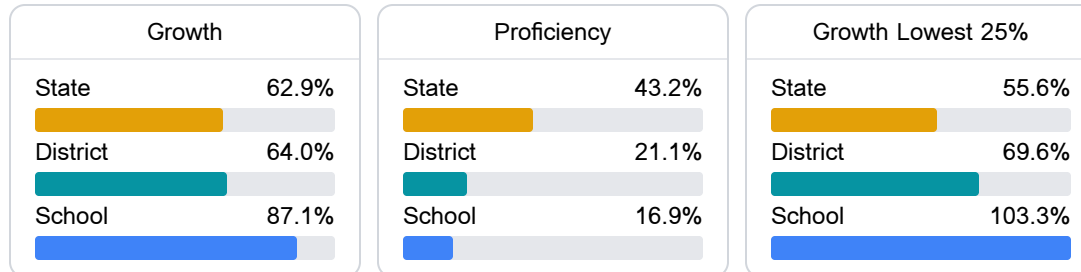
Johnnie Vick
Johnnievick@lelandk12.org

School Accountability Grade Components

Mississippi's accountability system assigns "A" through "F" letter grades for schools and districts. Grades are based on student achievement, student growth, student participation in testing, and other academic measures.

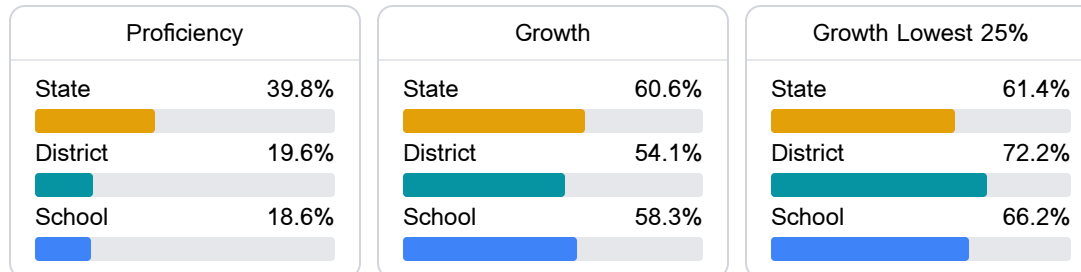
Math

Measurements of student performance on the statewide math assessment.



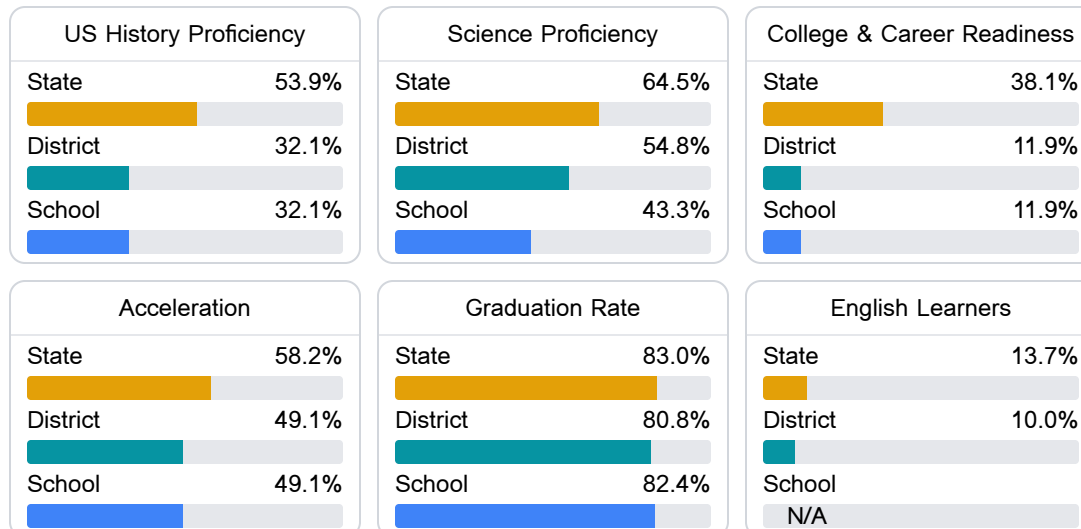
English

Measurements of student performance on the statewide English language arts (ELA) assessment.



Other Measures

Other measurements of student performance that factor into the accountability grade.



Teacher Data

24.9

Teachers



71.4%

Experienced Teachers

15.4%

Provisional Teachers

82.3%

In-Field Teachers

Detailed Assessment and Other Data

Student Performance

The following information shows each level of student performance on statewide assessments.

Math

Level 1		Level 2		Level 3		Level 4		Level 5	
State	6.8%	State	20.9%	State	30.5%	State	29.9%	State	11.9%
District	0-10%	District	31-40%	District	31-40%	District	11-20%	District	0-10%
School	0-10%	School	21-30%	School	51-60%	School	11-20%	School	0-10%
Minimal		Basic		Passing		Proficient		Advanced	

English

Level 1		Level 2		Level 3		Level 4		Level 5	
State	7.4%	State	20.4%	State	33.7%	State	29.0%	State	9.4%
District	0-10%	District	21-30%	District	41-50%	District	11-20%	District	0-10%
School	11-20%	School	21-30%	School	31-40%	School	11-20%	School	0-10%
Minimal		Basic		Passing		Proficient		Advanced	

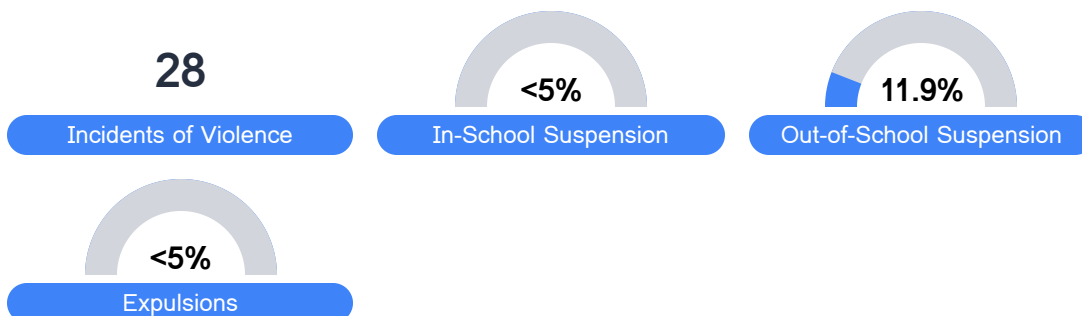
Science

Level 1		Level 2		Level 3		Level 4	
State	13.6%	State	24.0%	State	20.7%	State	20.7%
District	14.7%	District	29.8%	District	8.4%	District	8.4%
School	11-20%	School	31-40%	School	0-10%	School	0-10%
Minimal		Basic		Proficient		Advanced	

Student Assessment Participation



Discipline



* Source: 2017-2018 Civil Rights Data Collection

Other Data



23.1 %

Chronic Absenteeism



\$12,819.02

Per-Pupil Expenditure



80.8 %

Post-Secondary Enrollment



59.0%

Advanced Course Participation