



## Edna M Scott Elementary School

Leland School District



404 E THIRD STREET  
Leland, MS 38756



JESSICA THOMAS  
[jessicathomas@lelandk12.org](mailto:jessicathomas@lelandk12.org)

### School Accountability Grade Components

Mississippi's accountability system assigns "A" through "F" letter grades for schools and districts. Grades are based on student achievement, student growth, student participation in testing, and other academic measures.

#### Math

Measurements of student performance on the statewide math assessment.

Proficiency		Growth		Growth Lowest 25%	
State	43.2%	State	62.9%	State	55.6%
District	21.1%	District	64.0%	District	69.6%
School	16.7%	School	55.5%	School	61.4%

#### English

Measurements of student performance on the statewide English language arts (ELA) assessment.

Proficiency		Growth		Growth Lowest 25%	
State	39.8%	State	60.6%	State	61.4%
District	19.6%	District	54.1%	District	72.2%
School	17.7%	School	51.1%	School	70.3%

#### Other Measures

Other measurements of student performance that factor into the accountability grade.

US History Proficiency		Science Proficiency		College & Career Readiness	
State	53.9%	State	64.5%	State	38.1%
District	32.1%	District	54.8%	District	11.9%
School	N/A	School	57.7%	School	N/A

Acceleration		Graduation Rate		English Learners	
State	58.2%	State	83.0%	State	13.7%
District	49.1%	District	80.8%	District	10.0%
School	N/A	School	N/A	School	N/A

### Teacher Data

21.2

Teachers



85.8%

Experienced Teachers

4.7%

Provisional Teachers

95.3%

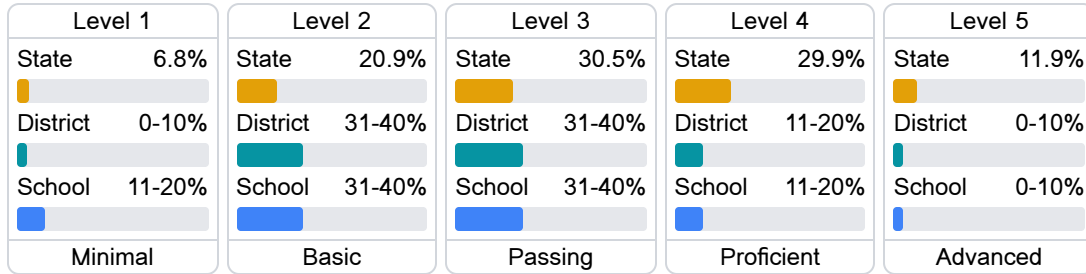
In-Field Teachers

## Detailed Assessment and Other Data

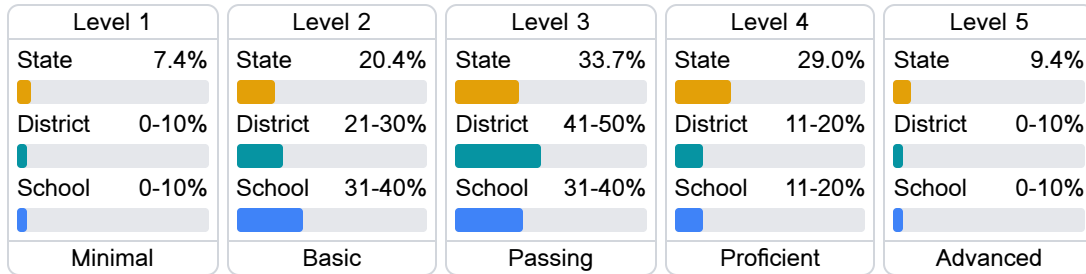
## Student Performance

The following information shows each level of student performance on statewide assessments.

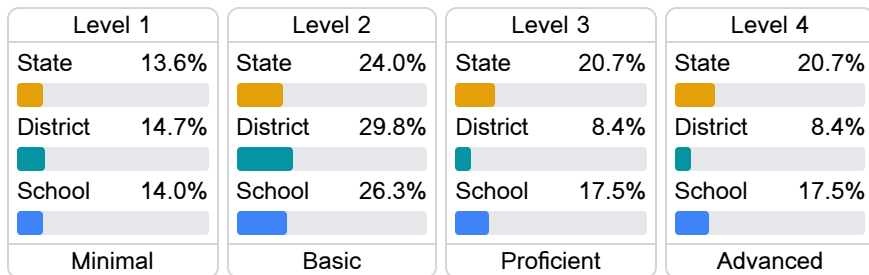
## Math



## English



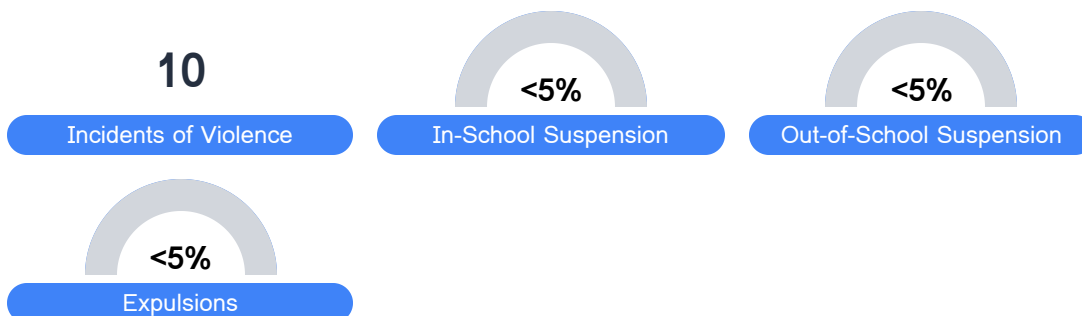
## Science



## Student Assessment Participation



## Discipline



\* Source: 2017-2018 Civil Rights Data Collection

## Other Data



9.0 %

Chronic Absenteeism



\$8,822.03

Per-Pupil Expenditure