

B Warrenton Elementary School

Vicksburg Warren School District



809 BELVA DRIVE
Vicksburg, MS 39180



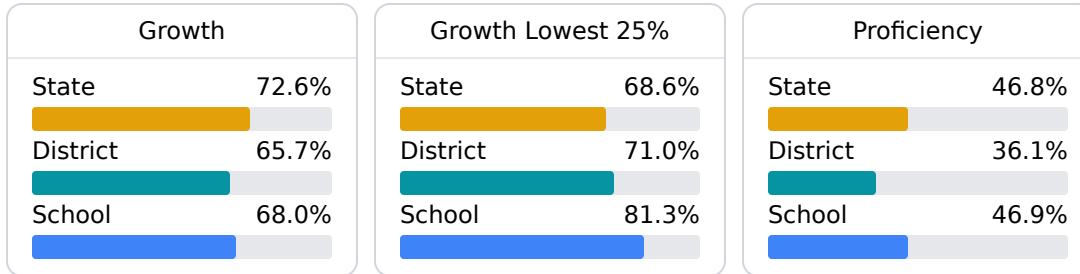
Derrick Reed
dcreed@vwsd.org

School Accountability Grade Components

Mississippi's accountability system assigns "A" through "F" letter grades for schools and districts. Grades are based on student achievement, student growth, student participation in testing, and other academic measures. COVID - 19 pandemic disruptions continue to be reflected in 2021 - 2022 accountability data, particularly growth data.

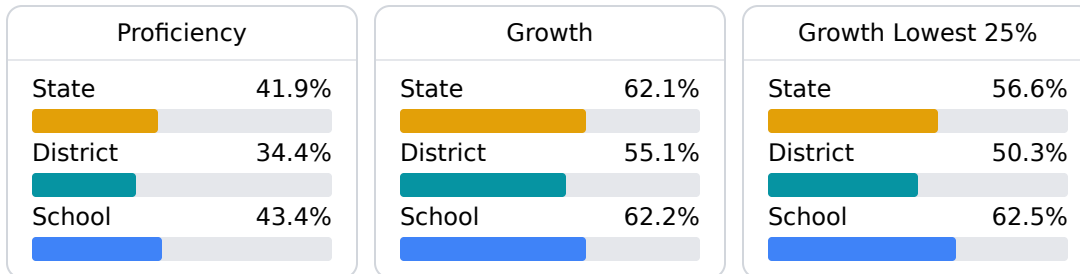
Math

Measurements of student performance on the statewide math assessment.



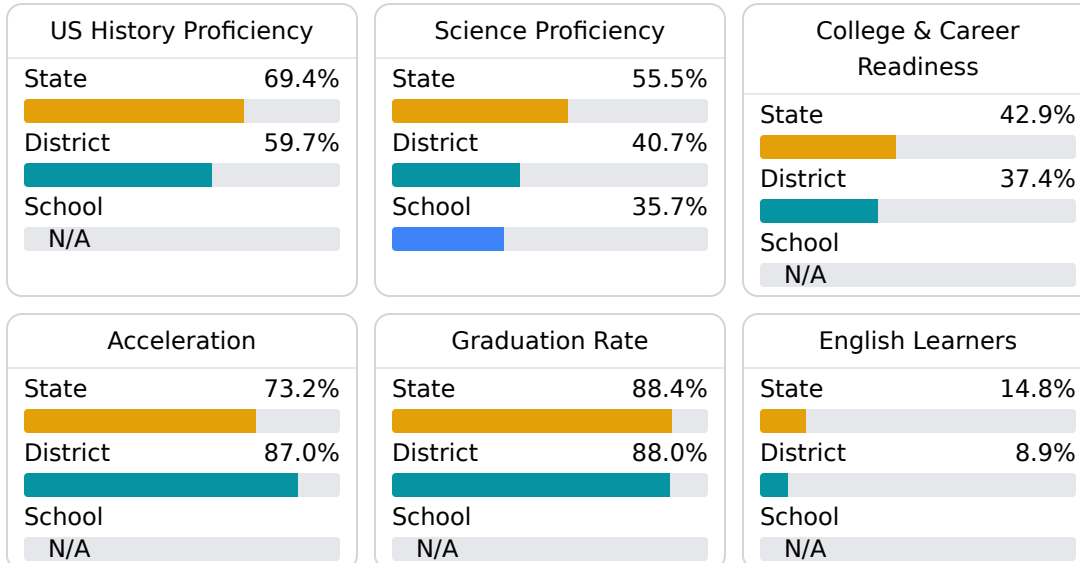
English

Measurements of student performance on the statewide English language arts (ELA) assessment.



Other Measures

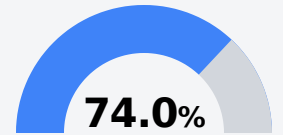
Other measurements of student performance that factor into the accountability grade.



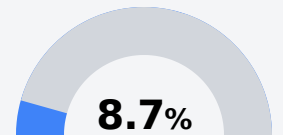
Teacher Data

22.9

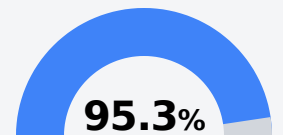
Teachers



Experienced Teachers



Provisional Teachers



In-Field Teachers

Detailed Assessment and Other Data

Student Performance

The following information shows each level of student performance on statewide assessments.

Math

Level 1		Level 2		Level 3		Level 4		Level 5	
State	7.0%	State	19.3%	State	27.3%	State	31.5%	State	15.0%
District	10.3%	District	25.6%	District	28.9%	District	25.8%	District	9.4%
School	7.8%	School	22.9%	School	24.7%	School	34.3%	School	10.2%
Minimal		Basic		Passing		Proficient		Advanced	

English

Level 1		Level 2		Level 3		Level 4		Level 5	
State	8.6%	State	18.9%	State	31.3%	State	29.1%	State	12.1%
District	13.6%	District	20.7%	District	31.9%	District	25.8%	District	8.1%
School	8.4%	School	18.1%	School	31.9%	School	34.9%	School	6.6%
Minimal		Basic		Passing		Proficient		Advanced	

Science

Level 1		Level 2		Level 3		Level 4		Level 5	
State	11.0%	State	12.4%	State	22.5%	State	34.7%	State	19.4%
District	18.8%	District	17.4%	District	24.1%	District	29.6%	District	10.2%
School	21.7%	School	23.9%	School	21.7%	School	26.1%	School	6.5%
Minimal		Basic		Passing		Proficient		Advanced	

Student Assessment Participation



Discipline

Other Data



30.6%

Chronic Absenteeism



\$10,901.77

Per-Pupil Expenditure