



## Warren Central Junior High School

Vicksburg Warren School District



1630 Rosa Temple Drive  
Vicksburg, MS 39180



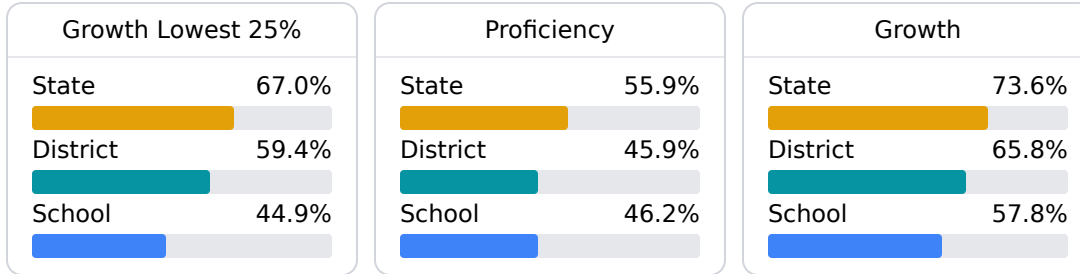
Frederick LeFlore  
[frederick.leflore@vwsd.org](mailto:frederick.leflore@vwsd.org)

### School Accountability Grade Components

Mississippi's accountability system assigns "A" through "F" letter grades for schools and districts. Grades are based on student achievement, student growth, student participation in testing, and other academic measures.

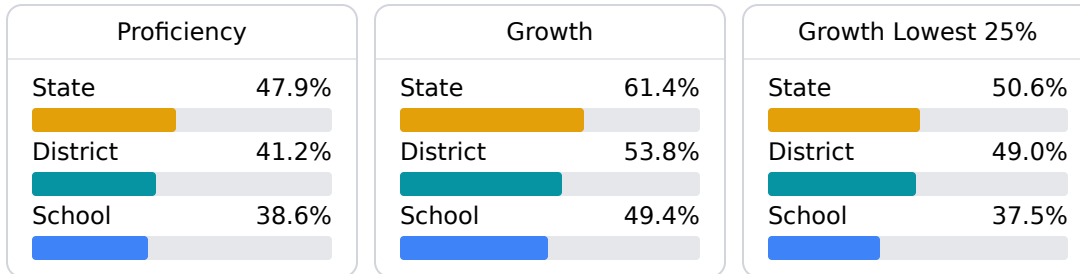
#### Math

Measurements of student performance on the statewide math assessment.



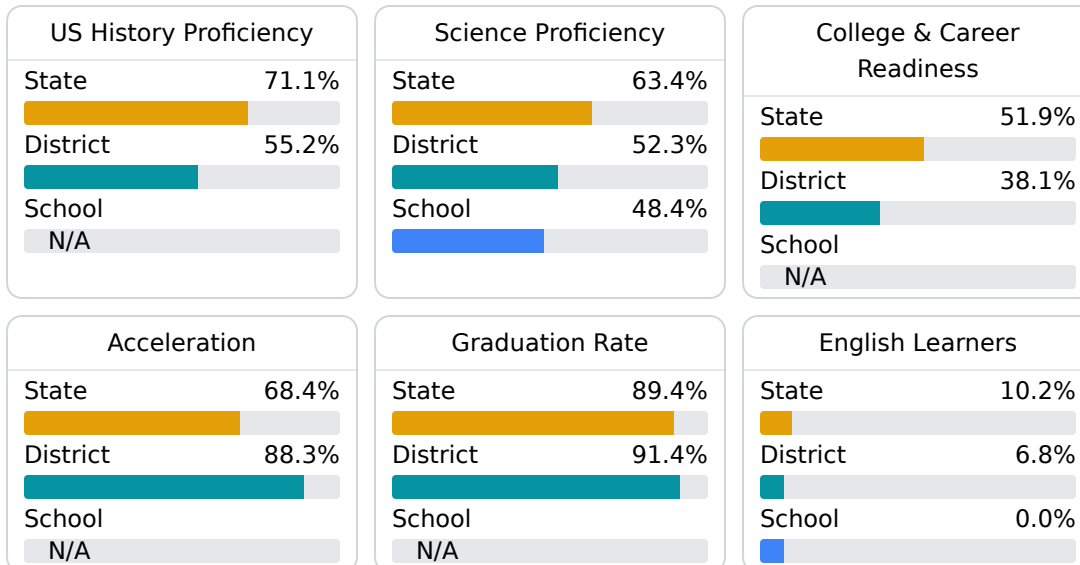
#### English

Measurements of student performance on the statewide English language arts (ELA) assessment.



#### Other Measures

Other measurements of student performance that factor into the accountability grade.



### Teacher Data

47.9

Teachers



77.1%

Experienced Teachers

0.0%

Provisional Teachers

95.9%

In-Field Teachers

## Detailed Assessment and Other Data

### Student Performance

The following information shows each level of student performance on statewide assessments.

#### Math

Level 1	Level 2	Level 3	Level 4	Level 5
State 0-10%	State 11-20%	State 21-30%	State 31-40%	State 11-20%
District 0-10%	District 21-30%	District 31-40%	District 21-30%	District 11-20%
School 5.5%	School 22.8%	School 26.2%	School 30.7%	School 14.8%
Minimal	Basic	Passing	Proficient	Advanced

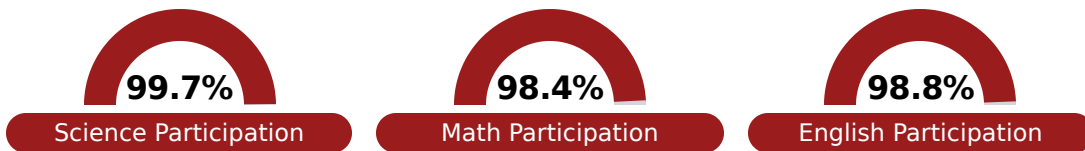
#### English

Level 1	Level 2	Level 3	Level 4	Level 5
State 9.1%	State 17.9%	State 27.3%	State 28.8%	State 16.9%
District 12.9%	District 20.8%	District 27.7%	District 26.5%	District 12.2%
School 12.9%	School 20.8%	School 28.5%	School 22.9%	School 15.0%
Minimal	Basic	Passing	Proficient	Advanced

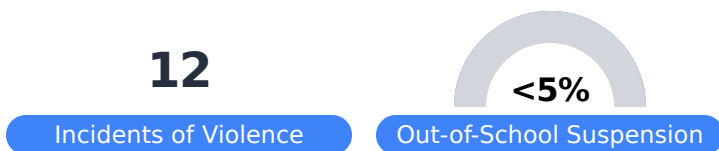
#### Science

Level 1	Level 2	Level 3	Level 4	Level 5
State 11.2%	State 11.0%	State 19.5%	State 34.8%	State 23.5%
District 22.5%	District 13.9%	District 21.3%	District 30.5%	District 11.8%
School 11.4%	School 13.8%	School 27.0%	School 37.7%	School 10.0%
Minimal	Basic	Passing	Proficient	Advanced

## Student Assessment Participation



## Discipline



## Other Data



**40.9%**

Chronic Absenteeism