



Warren Central Junior High School

Vicksburg Warren School District



1630 Rosa Temple Drive
Vicksburg, MS 39180



Frederick LeFlore
frederick.leflore@vwsd.org

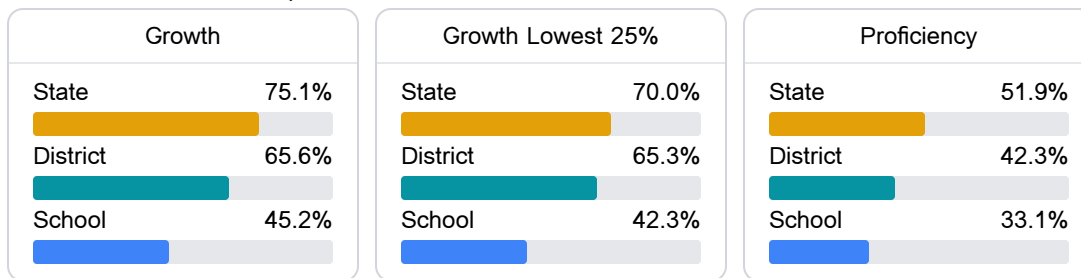
Identified for **Comprehensive Support and Improvement**

School Accountability Grade Components

Mississippi's accountability system assigns "A" through "F" letter grades for schools and districts. Grades are based on student achievement, student growth, student participation in testing, and other academic measures.

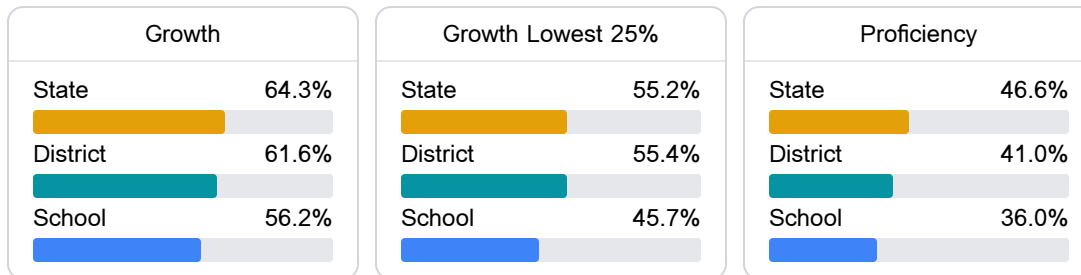
Math

Measurements of student performance on the statewide math assessment.



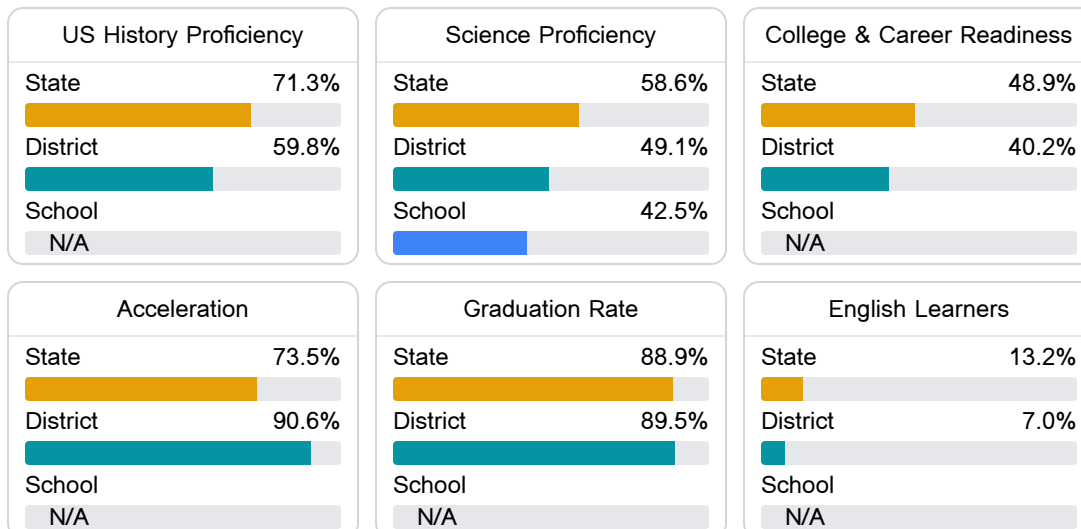
English

Measurements of student performance on the statewide English language arts (ELA) assessment.



Other Measures

Other measurements of student performance that factor into the accountability grade.



Teacher Data

49.9

Teachers



74.4%

Experienced Teachers

2.0%

Provisional Teachers

98.7%

In-Field Teachers

Detailed Assessment and Other Data

Student Performance

The following information shows each level of student performance on statewide assessments.

Math

Level 1		Level 2		Level 3		Level 4		Level 5	
State	0-10%	State	11-20%	State	21-30%	State	31-40%	State	11-20%
District	6.8%	District	20.7%	District	30.6%	District	28.5%	District	13.5%
School	8.0%	School	30.1%	School	28.9%	School	24.6%	School	8.5%
Minimal		Basic		Passing		Proficient		Advanced	

English

Level 1		Level 2		Level 3		Level 4		Level 5	
State	8.3%	State	17.0%	State	29.7%	State	29.3%	State	15.7%
District	11.0%	District	18.8%	District	31.1%	District	26.5%	District	12.6%
School	11.5%	School	16.0%	School	36.3%	School	23.7%	School	12.5%
Minimal		Basic		Passing		Proficient		Advanced	

Science

Level 1		Level 2		Level 3		Level 4		Level 5	
State	11.4%	State	11.9%	State	20.8%	State	33.6%	State	22.3%
District	17.0%	District	13.8%	District	23.4%	District	31.5%	District	14.3%
School	16.2%	School	14.5%	School	27.4%	School	30.1%	School	11.8%
Minimal		Basic		Passing		Proficient		Advanced	

Student Assessment Participation



Discipline



Other Data



44.0 %

Chronic Absenteeism



\$14,616.34

Per-Pupil Expenditure