



## Warren Central Junior High School

Vicksburg Warren School District



1630 BALDWIN FERRY ROAD  
Vicksburg, MS 39180



Frederick LeFlore  
[frederick.leflore@vwsd.org](mailto:frederick.leflore@vwsd.org)

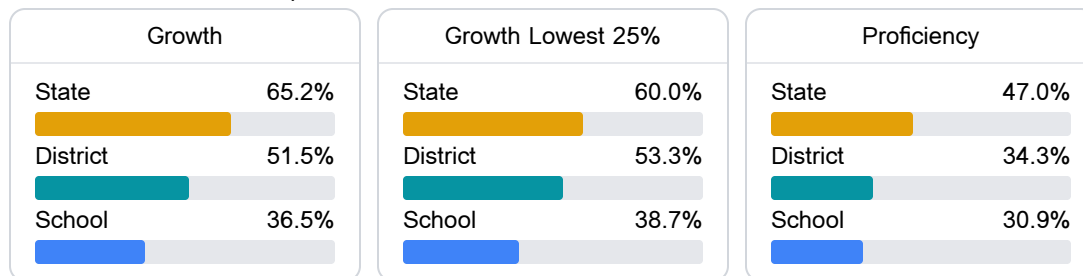
Identified for **Additional Targeted Support and Improvement**

### School Accountability Grade Components

Mississippi's accountability system assigns "A" through "F" letter grades for schools and districts. Grades are based on student achievement, student growth, student participation in testing, and other academic measures.

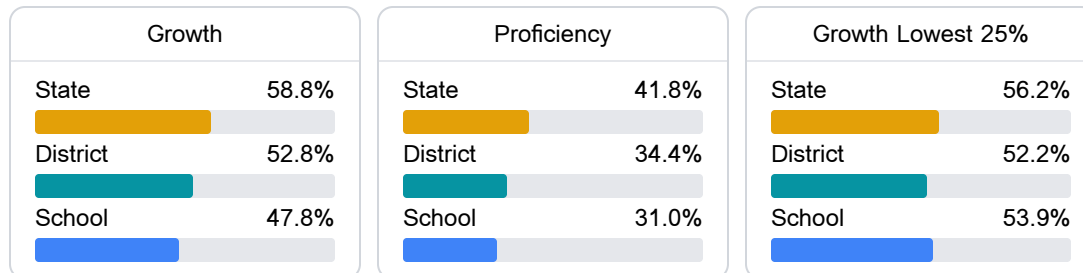
#### Math

Measurements of student performance on the statewide math assessment.



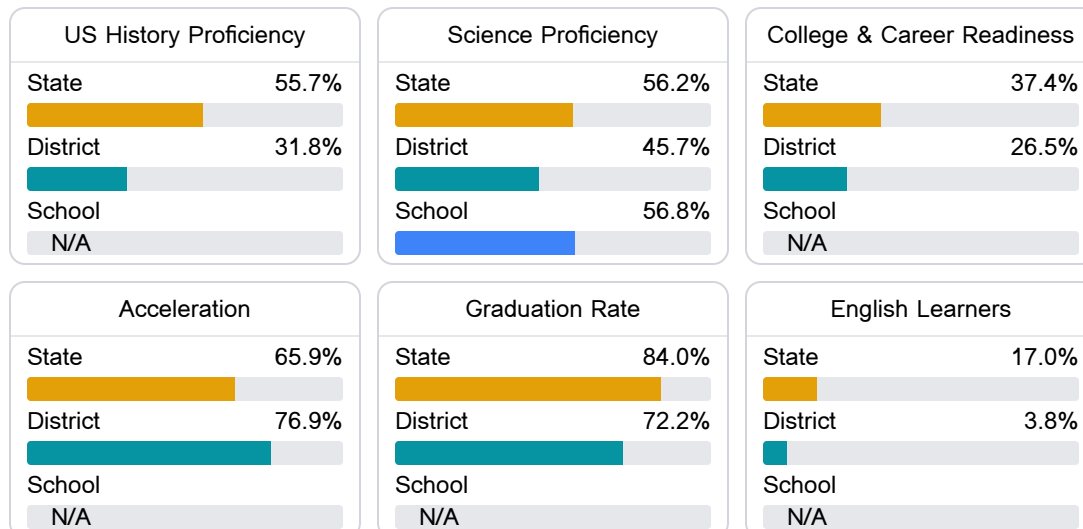
#### English

Measurements of student performance on the statewide English language arts (ELA) assessment.



#### Other Measures

Other measurements of student performance that factor into the accountability grade.



### Teacher Data

50.8

Teachers



83.4%

Experienced Teachers

15.8%

Provisional Teachers

93.5%

In-Field Teachers

## Detailed Assessment and Other Data

## Student Performance

The following information shows each level of student performance on statewide assessments.

## Math

Level 1		Level 2		Level 3		Level 4		Level 5	
State	5.6%	State	17.7%	State	31.2%	State	31.3%	State	14.1%
District	10.2%	District	24.2%	District	32.7%	District	24.3%	District	8.6%
School	12.5%	School	24.8%	School	32.6%	School	24.2%	School	5.9%
Minimal		Basic		Passing		Proficient		Advanced	

## English

Level 1		Level 2		Level 3		Level 4		Level 5	
State	6.8%	State	19.6%	State	33.5%	State	28.9%	State	11.2%
District	12.8%	District	24.1%	District	31.4%	District	24.1%	District	7.6%
School	8.9%	School	20.5%	School	40.8%	School	23.1%	School	6.7%
Minimal		Basic		Passing		Proficient		Advanced	

## Science

Level 1		Level 2		Level 3		Level 4		Level 5	
State	10.3%	State	13.6%	State	23.4%	State	36.0%	State	16.7%
District	20.6%	District	17.3%	District	23.4%	District	28.9%	District	9.7%
School	19.3%	School	17.5%	School	25.2%	School	27.3%	School	10.7%
Minimal		Basic		Passing		Proficient		Advanced	

## Student Assessment Participation



## Discipline



\* Source: 2017-2018 Civil Rights Data Collection

## Other Data



22.7 %

Chronic Absenteeism



\$9,995.41

Per-Pupil Expenditure