

Warren Central High School

Vicksburg Warren School District



1000 HIGHWAY 27
Vicksburg, MS 39180



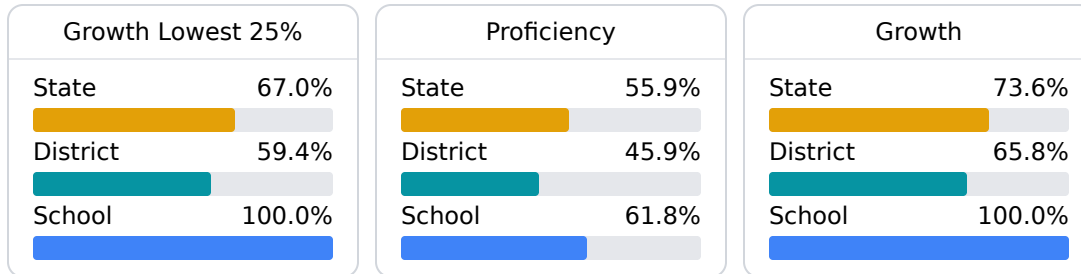
Drew Rainer
drainer@vwsd.org

School Accountability Grade Components

Mississippi's accountability system assigns "A" through "F" letter grades for schools and districts. Grades are based on student achievement, student growth, student participation in testing, and other academic measures.

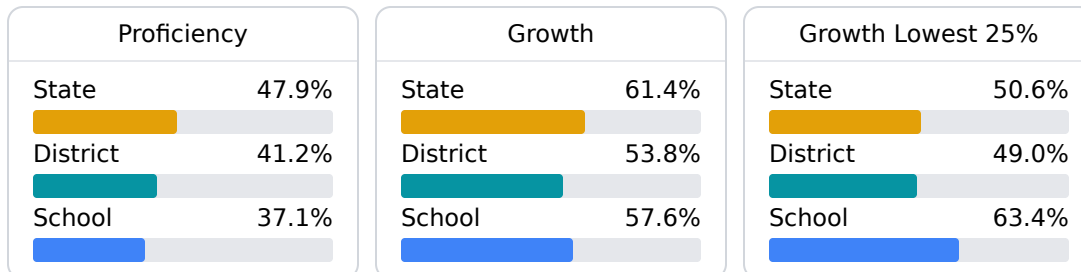
Math

Measurements of student performance on the statewide math assessment.



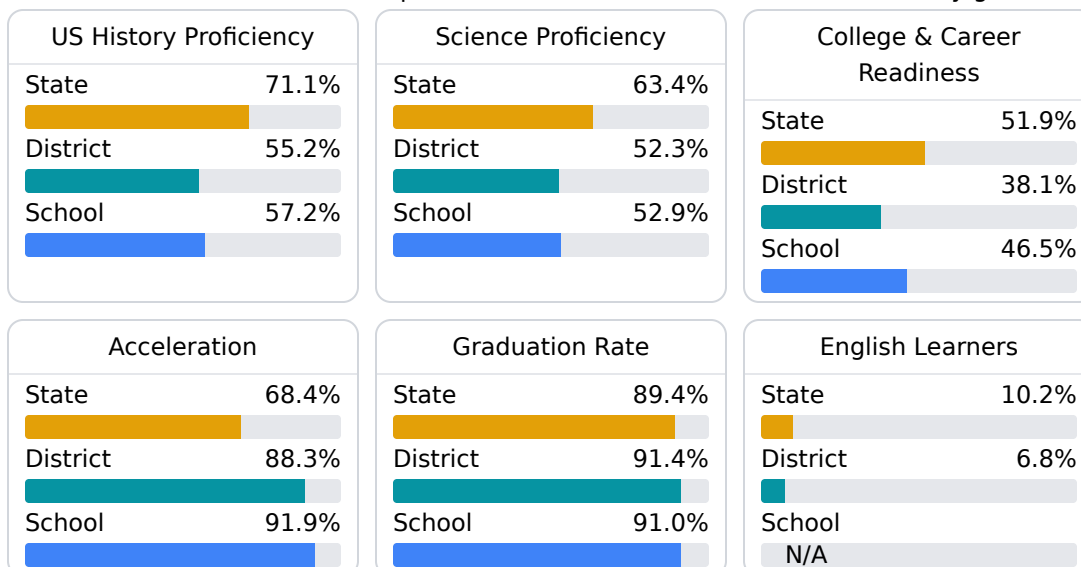
English

Measurements of student performance on the statewide English language arts (ELA) assessment.



Other Measures

Other measurements of student performance that factor into the accountability grade.



Teacher Data

75.2

Teachers



74.2%

Experienced Teachers

3.8%

Provisional Teachers

98.4%

In-Field Teachers

Detailed Assessment and Other Data

Student Performance

The following information shows each level of student performance on statewide assessments.

Math

Level 1	Level 2	Level 3	Level 4	Level 5
State 0-10%	State 11-20%	State 21-30%	State 31-40%	State 11-20%
District 0-10%	District 21-30%	District 31-40%	District 21-30%	District 11-20%
School N/A	School 14.7%	School 37.1%	School 39.5%	School 8.7%
Minimal	Basic	Passing	Proficient	Advanced

English

Level 1	Level 2	Level 3	Level 4	Level 5
State 9.1%	State 17.9%	State 27.3%	State 28.8%	State 16.9%
District 12.9%	District 20.8%	District 27.7%	District 26.5%	District 12.2%
School 20.4%	School 23.6%	School 28.4%	School 19.8%	School 7.8%
Minimal	Basic	Passing	Proficient	Advanced

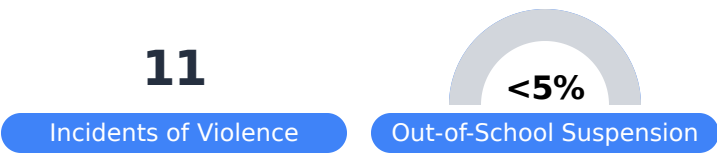
Science

Level 1	Level 2	Level 3	Level 4	Level 5
State 11.2%	State 11.0%	State 19.5%	State 34.8%	State 23.5%
District 22.5%	District 13.9%	District 21.3%	District 30.5%	District 11.8%
School 35.0%	School 16.8%	School 14.6%	School 27.0%	School 6.6%
Minimal	Basic	Passing	Proficient	Advanced

Student Assessment Participation



Discipline



Other Data

