



## Warren Central High School

Vicksburg Warren School District



1000 HIGHWAY 27  
Vicksburg, MS 39180



Drew Rainer  
drainer@vwsd.org

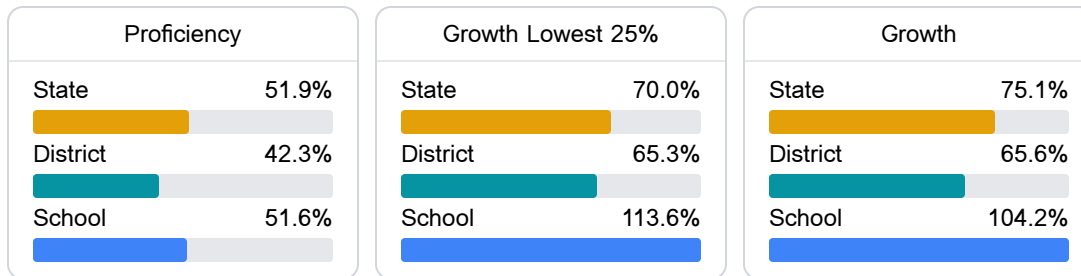
Identified for **Comprehensive Support and Improvement**

### School Accountability Grade Components

Mississippi's accountability system assigns "A" through "F" letter grades for schools and districts. Grades are based on student achievement, student growth, student participation in testing, and other academic measures.

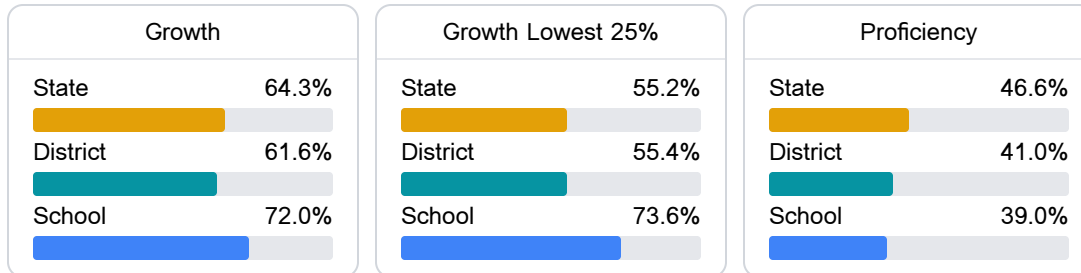
#### Math

Measurements of student performance on the statewide math assessment.



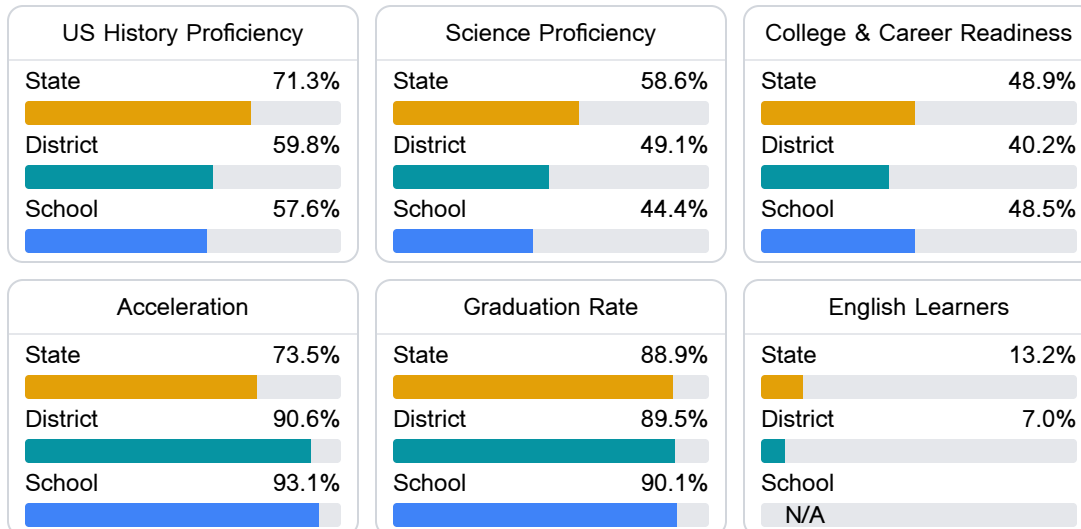
#### English

Measurements of student performance on the statewide English language arts (ELA) assessment.



#### Other Measures

Other measurements of student performance that factor into the accountability grade.



### Teacher Data

76.7

Teachers



72.7%

Experienced Teachers

6.6%

Provisional Teachers

100.0%

In-Field Teachers

## Detailed Assessment and Other Data

## Student Performance

The following information shows each level of student performance on statewide assessments.

## Math

Level 1		Level 2		Level 3		Level 4		Level 5	
State	0-10%	State	11-20%	State	21-30%	State	31-40%	State	11-20%
District	6.8%	District	20.7%	District	30.6%	District	28.5%	District	13.5%
School	0-10%	School	11-20%	School	21-30%	School	41-50%	School	0-10%
Minimal		Basic		Passing		Proficient		Advanced	

## English

Level 1		Level 2		Level 3		Level 4		Level 5	
State	8.3%	State	17.0%	State	29.7%	State	29.3%	State	15.7%
District	11.0%	District	18.8%	District	31.1%	District	26.5%	District	12.6%
School	15.7%	School	25.1%	School	27.1%	School	20.6%	School	11.4%
Minimal		Basic		Passing		Proficient		Advanced	

## Science

Level 1		Level 2		Level 3		Level 4		Level 5	
State	11.4%	State	11.9%	State	20.8%	State	33.6%	State	22.3%
District	17.0%	District	13.8%	District	23.4%	District	31.5%	District	14.3%
School	28.0%	School	12.6%	School	20.1%	School	28.8%	School	10.5%
Minimal		Basic		Passing		Proficient		Advanced	

## Student Assessment Participation



## Discipline



## Other Data



46.0 %

Chronic Absenteeism



\$14,682.84

Per-Pupil Expenditure



61.7 %

Post-Secondary Enrollment



&gt;95%

Advanced Course Participation