

## **B** Warren Central High School

Vicksburg Warren School District



1000 HIGHWAY 27  
Vicksburg, MS 39180



Drew Rainer  
drainer@vwsd.org

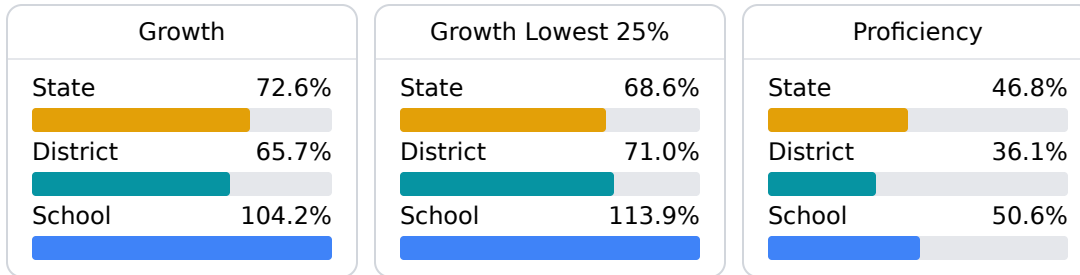
Identified for **Additional Targeted Support and Improvement**

### School Accountability Grade Components

Mississippi's accountability system assigns "A" through "F" letter grades for schools and districts. Grades are based on student achievement, student growth, student participation in testing, and other academic measures. COVID - 19 pandemic disruptions continue to be reflected in 2021 - 2022 accountability data, particularly growth data.

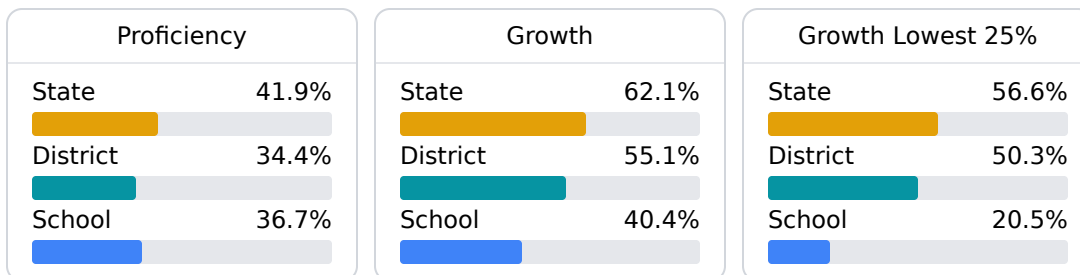
#### Math

Measurements of student performance on the statewide math assessment.



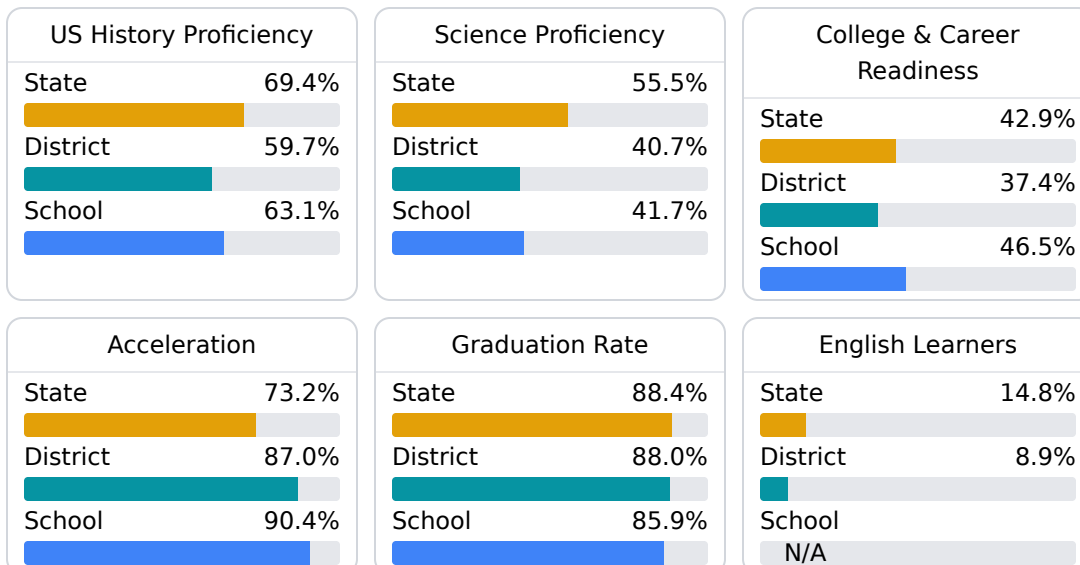
#### English

Measurements of student performance on the statewide English language arts (ELA) assessment.



#### Other Measures

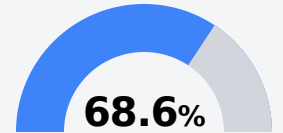
Other measurements of student performance that factor into the accountability grade.



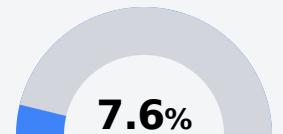
### Teacher Data

**80.1**

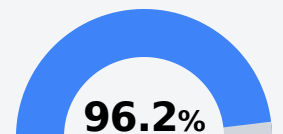
Teachers



Experienced Teachers



Provisional Teachers



In-Field Teachers

## Detailed Assessment and Other Data

### Student Performance

The following information shows each level of student performance on statewide assessments.

#### Math

Level 1	Level 2	Level 3	Level 4	Level 5
State 7.0%	State 19.3%	State 27.3%	State 31.5%	State 15.0%
District 10.3%	District 25.6%	District 28.9%	District 25.8%	District 9.4%
School 0-10%	School 11-20%	School 31-40%	School 41-50%	School 0-10%
Minimal	Basic	Passing	Proficient	Advanced

#### English

Level 1	Level 2	Level 3	Level 4	Level 5
State 8.6%	State 18.9%	State 31.3%	State 29.1%	State 12.1%
District 13.6%	District 20.7%	District 31.9%	District 25.8%	District 8.1%
School 11.2%	School 24.2%	School 28.8%	School 26.3%	School 9.5%
Minimal	Basic	Passing	Proficient	Advanced

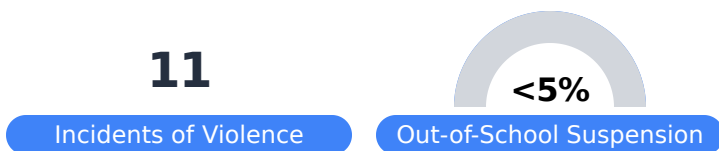
#### Science

Level 1	Level 2	Level 3	Level 4	Level 5
State 11.0%	State 12.4%	State 22.5%	State 34.7%	State 19.4%
District 18.8%	District 17.4%	District 24.1%	District 29.6%	District 10.2%
School 21.7%	School 17.7%	School 20.7%	School 32.6%	School 7.3%
Minimal	Basic	Passing	Proficient	Advanced

### Student Assessment Participation



### Discipline



### Other Data



**47.8%**

Chronic Absenteeism



**\$11,991.98**

Per-Pupil Expenditure



**64.2%**

Post-Secondary Enrollment



**87.7%**

Advanced Course Participation