

Warren Central High School

Vicksburg Warren School District



1000 HIGHWAY 27
Vicksburg, MS 39180



Drew Rainer
drainer@vwsd.org

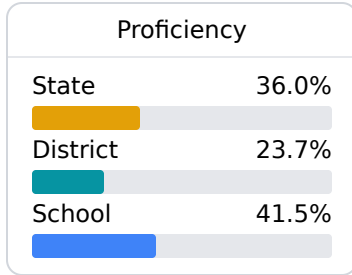
Identified for **Additional Targeted Support and Improvement**

School Accountability Grade Components

Mississippi's accountability system assigns "A" through "F" letter grades for schools and districts. Grades are based on student achievement, student growth, student participation in testing, and other academic measures. COVID - 19 pandemic disruptions continue to be reflected in 2021 - 2022 accountability data, particularly growth data.

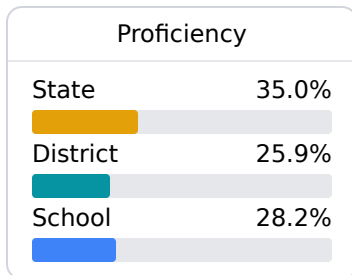
Math

Measurements of student performance on the statewide math assessment.



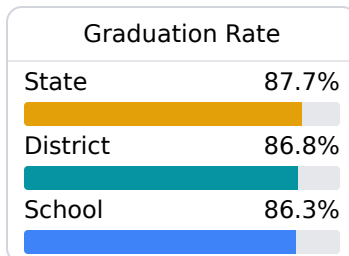
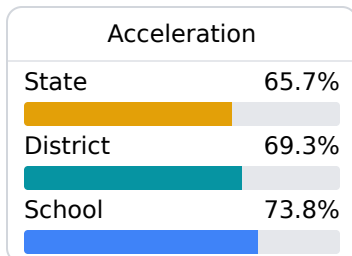
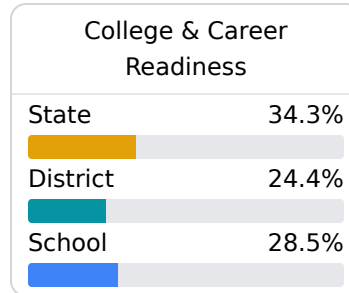
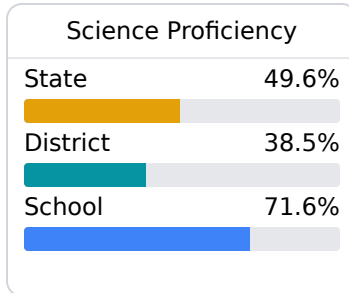
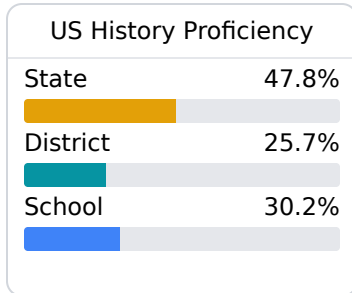
English

Measurements of student performance on the statewide English language arts (ELA) assessment.



Other Measures

Other measurements of student performance that factor into the accountability grade.



Teacher Data

72.8

Teachers



77.9%

Experienced Teachers

10.0%

Provisional Teachers

99.3%

In-Field Teachers

Detailed Assessment and Other Data

Student Performance

The following information shows each level of student performance on statewide assessments.

Math

Level 1		Level 2		Level 3		Level 4		Level 5	
State	11.6%	State	24.2%	State	29.5%	State	24.8%	State	9.9%
District	18.4%	District	33.1%	District	27.1%	District	16.2%	District	5.3%
School	0-10%	School	51-60%	School	31-40%	School	0-10%	School	N/A
Minimal		Basic		Passing		Proficient		Advanced	

English

Level 1		Level 2		Level 3		Level 4		Level 5	
State	10.8%	State	23.1%	State	31.8%	State	24.6%	State	9.7%
District	17.6%	District	26.9%	District	29.8%	District	19.1%	District	6.5%
School	25.6%	School	24.9%	School	22.3%	School	14.6%	School	12.6%
Minimal		Basic		Passing		Proficient		Advanced	

Science

Level 1		Level 2		Level 3		Level 4		Level 5	
State	13.8%	State	14.5%	State	23.4%	State	32.7%	State	15.7%
District	23.4%	District	17.4%	District	24.2%	District	27.5%	District	7.6%
School	28.7%	School	19.0%	School	23.7%	School	22.7%	School	5.9%
Minimal		Basic		Passing		Proficient		Advanced	

Student Assessment Participation



Discipline

* Source: 2017-2018 Civil Rights Data Collection

Other Data



<5%

Chronic Absenteeism



\$11,144.16

Per-Pupil Expenditure



40.4%

Post-Secondary Enrollment



64.1%

Advanced Course Participation