

Vicksburg Junior High School

Vicksburg Warren School District



1533 Rosa Temple Drive
Vicksburg, MS 39180



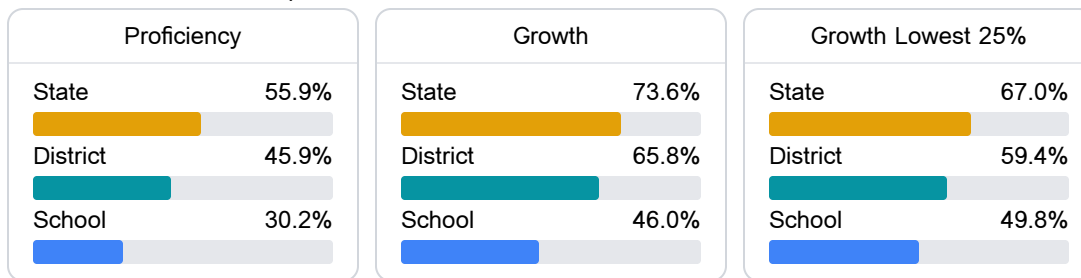
Identified for **Comprehensive Support and Improvement**

School Accountability Grade Components

Mississippi's accountability system assigns "A" through "F" letter grades for schools and districts. Grades are based on student achievement, student growth, student participation in testing, and other academic measures.

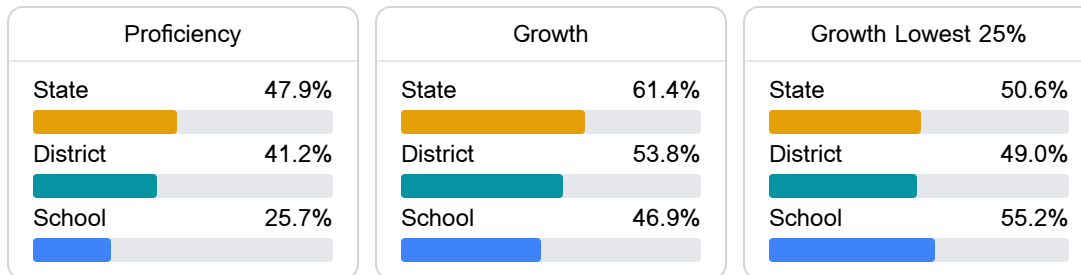
Math

Measurements of student performance on the statewide math assessment.



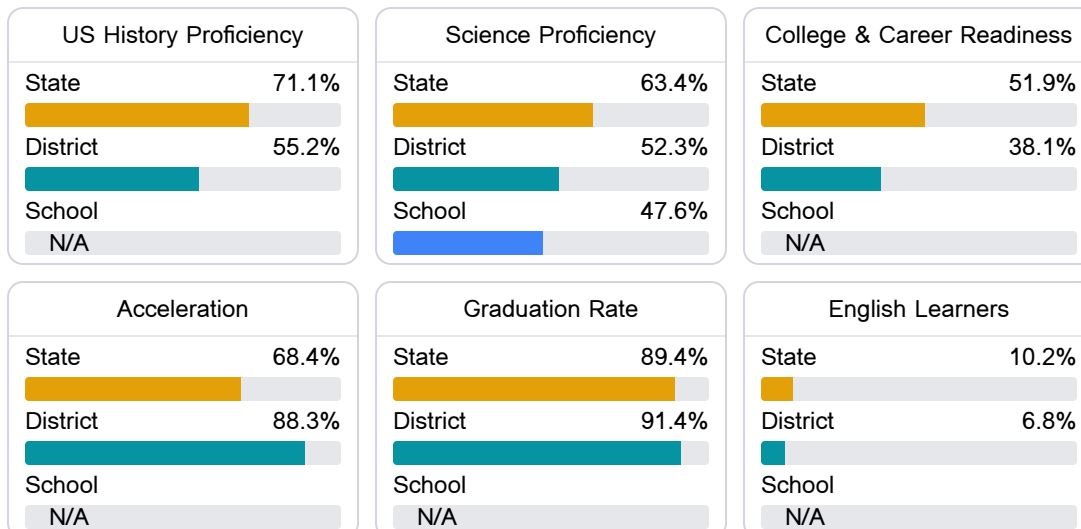
English

Measurements of student performance on the statewide English language arts (ELA) assessment.



Other Measures

Other measurements of student performance that factor into the accountability grade.



Teacher Data

41.0

Teachers



68.3%

Experienced Teachers

4.0%

Provisional Teachers

97.8%

In-Field Teachers

Detailed Assessment and Other Data

Student Performance

The following information shows each level of student performance on statewide assessments.

Math

Level 1		Level 2		Level 3		Level 4		Level 5	
State	0-10%	State	11-20%	State	21-30%	State	31-40%	State	11-20%
District	0-10%	District	21-30%	District	31-40%	District	21-30%	District	11-20%
School	6.5%	School	31.5%	School	32.5%	School	22.3%	School	7.3%
Minimal		Basic		Passing		Proficient		Advanced	

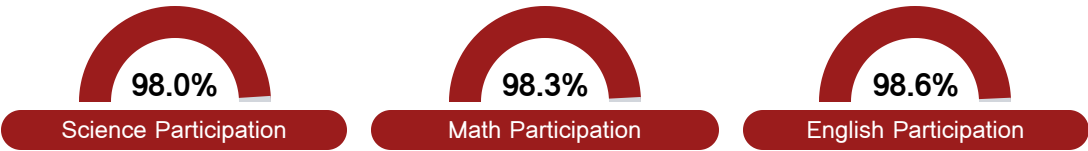
English

Level 1		Level 2		Level 3		Level 4		Level 5	
State	9.1%	State	17.9%	State	27.3%	State	28.8%	State	16.9%
District	12.9%	District	20.8%	District	27.7%	District	26.5%	District	12.2%
School	14.0%	School	22.0%	School	38.7%	School	17.4%	School	8.0%
Minimal		Basic		Passing		Proficient		Advanced	

Science

Level 1		Level 2		Level 3		Level 4		Level 5	
State	11.2%	State	11.0%	State	19.5%	State	34.8%	State	23.5%
District	22.5%	District	13.9%	District	21.3%	District	30.5%	District	11.8%
School	9.8%	School	15.5%	School	28.0%	School	40.4%	School	6.2%
Minimal		Basic		Passing		Proficient		Advanced	

Student Assessment Participation



Discipline



Other Data

