



Vicksburg Junior High School

Vicksburg Warren School District



1533 Rosa Temple Drive
Vicksburg, MS 39180



Justin Watkins
justin.watkins@vwsd.org

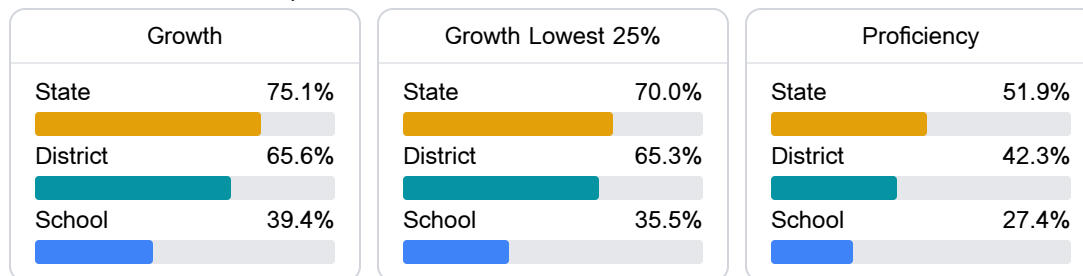
Identified for **Comprehensive Support and Improvement**

School Accountability Grade Components

Mississippi's accountability system assigns "A" through "F" letter grades for schools and districts. Grades are based on student achievement, student growth, student participation in testing, and other academic measures.

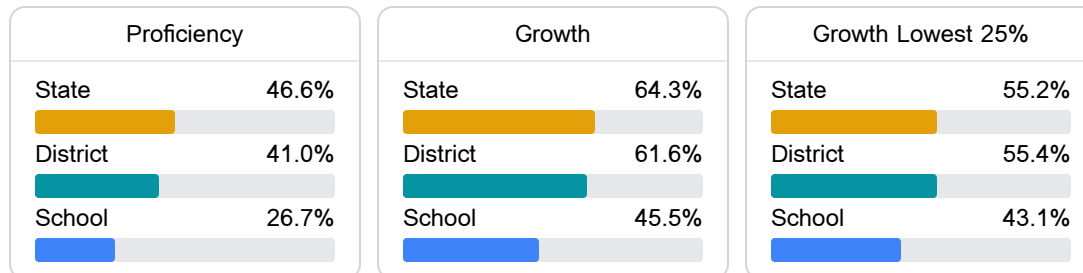
Math

Measurements of student performance on the statewide math assessment.



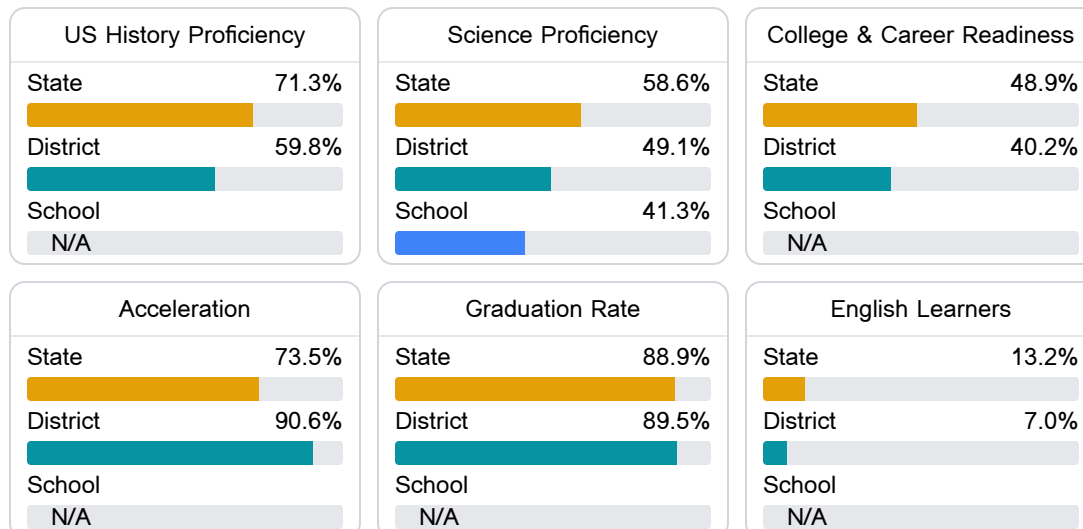
English

Measurements of student performance on the statewide English language arts (ELA) assessment.



Other Measures

Other measurements of student performance that factor into the accountability grade.



Teacher Data

40.4

Teachers



70.7%

Experienced Teachers

0.0%

Provisional Teachers

99.3%

In-Field Teachers

Detailed Assessment and Other Data

Student Performance

The following information shows each level of student performance on statewide assessments.

Math

Level 1		Level 2		Level 3		Level 4		Level 5	
State	0-10%	State	11-20%	State	21-30%	State	31-40%	State	11-20%
District	6.8%	District	20.7%	District	30.6%	District	28.5%	District	13.5%
School	11.3%	School	30.9%	School	31.4%	School	20.1%	School	6.4%
Minimal		Basic		Passing		Proficient		Advanced	

English

Level 1		Level 2		Level 3		Level 4		Level 5	
State	8.3%	State	17.0%	State	29.7%	State	29.3%	State	15.7%
District	11.0%	District	18.8%	District	31.1%	District	26.5%	District	12.6%
School	14.2%	School	20.2%	School	39.8%	School	16.5%	School	9.3%
Minimal		Basic		Passing		Proficient		Advanced	

Science

Level 1		Level 2		Level 3		Level 4		Level 5	
State	11.4%	State	11.9%	State	20.8%	State	33.6%	State	22.3%
District	17.0%	District	13.8%	District	23.4%	District	31.5%	District	14.3%
School	17.6%	School	18.1%	School	24.5%	School	33.0%	School	6.9%
Minimal		Basic		Passing		Proficient		Advanced	

Student Assessment Participation



Discipline



Other Data



40.3 %

Chronic Absenteeism



\$15,691.79

Per-Pupil Expenditure