



## Vicksburg High School

Vicksburg Warren School District



3701 DRUMMOND STREET  
Vicksburg, MS 39180



Latoya Sims-Allen  
[latoya.sims-allen@vwsd.org](mailto:latoya.sims-allen@vwsd.org)

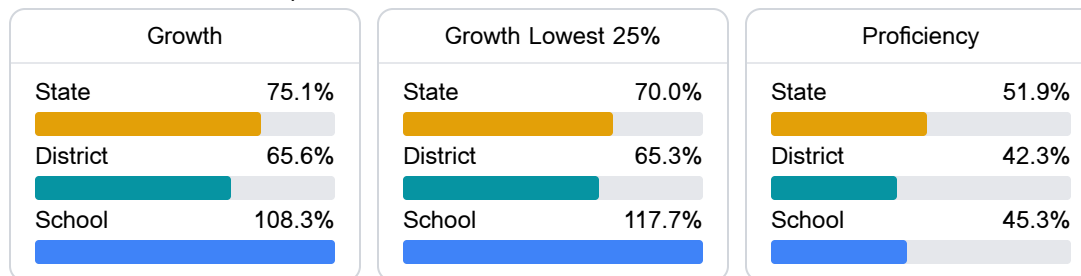
Identified for **Targeted Support and Improvement**

### School Accountability Grade Components

Mississippi's accountability system assigns "A" through "F" letter grades for schools and districts. Grades are based on student achievement, student growth, student participation in testing, and other academic measures.

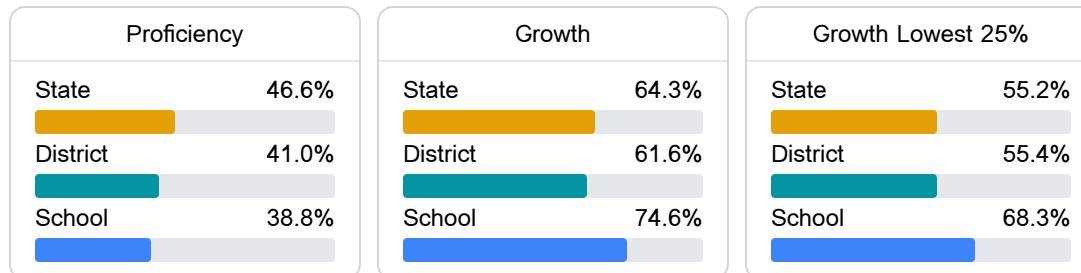
#### Math

Measurements of student performance on the statewide math assessment.



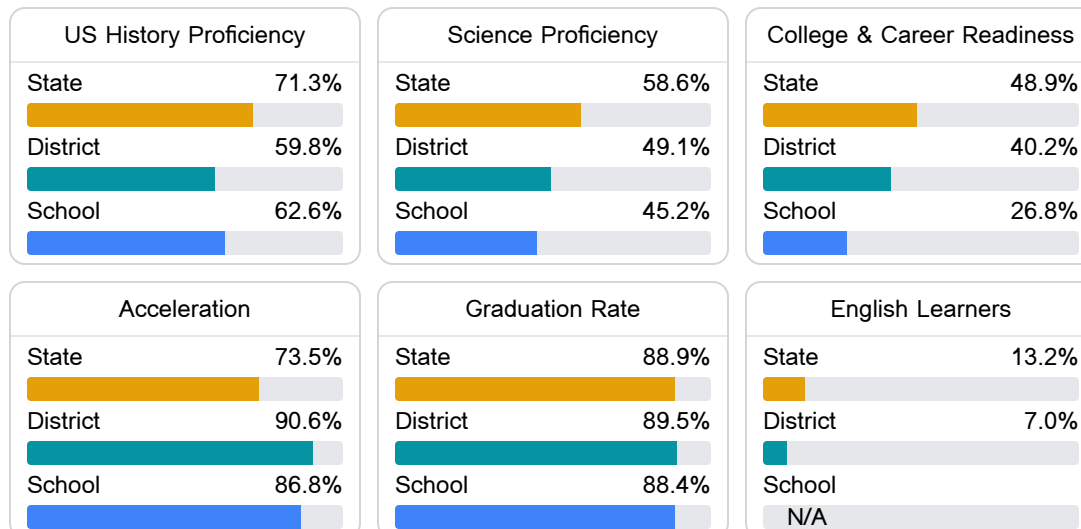
#### English

Measurements of student performance on the statewide English language arts (ELA) assessment.



#### Other Measures

Other measurements of student performance that factor into the accountability grade.



### Teacher Data

57.4

Teachers



55.4%

Experienced Teachers

21.8%

Provisional Teachers

99.5%

In-Field Teachers

## Detailed Assessment and Other Data

## Student Performance

The following information shows each level of student performance on statewide assessments.

## Math

Level 1		Level 2		Level 3		Level 4		Level 5	
State	0-10%	State	11-20%	State	21-30%	State	31-40%	State	11-20%
District	6.8%	District	20.7%	District	30.6%	District	28.5%	District	13.5%
School	0-10%	School	11-20%	School	41-50%	School	31-40%	School	0-10%
Minimal		Basic		Passing		Proficient		Advanced	

## English

Level 1		Level 2		Level 3		Level 4		Level 5	
State	8.3%	State	17.0%	State	29.7%	State	29.3%	State	15.7%
District	11.0%	District	18.8%	District	31.1%	District	26.5%	District	12.6%
School	13.0%	School	27.2%	School	26.4%	School	21.1%	School	12.3%
Minimal		Basic		Passing		Proficient		Advanced	

## Science

Level 1		Level 2		Level 3		Level 4		Level 5	
State	11.4%	State	11.9%	State	20.8%	State	33.6%	State	22.3%
District	17.0%	District	13.8%	District	23.4%	District	31.5%	District	14.3%
School	15.2%	School	19.5%	School	24.6%	School	30.9%	School	9.8%
Minimal		Basic		Passing		Proficient		Advanced	

## Student Assessment Participation



## Discipline



## Other Data



46.7 %

Chronic Absenteeism



\$14,141.03

Per-Pupil Expenditure



49.2 %

Post-Secondary Enrollment



91.5%

Advanced Course Participation