



South Park Elementary School

Vicksburg Warren School District



6530 NAILOR ROAD
Vicksburg, MS 39180



Julia Hood
jhood@vwsd.org

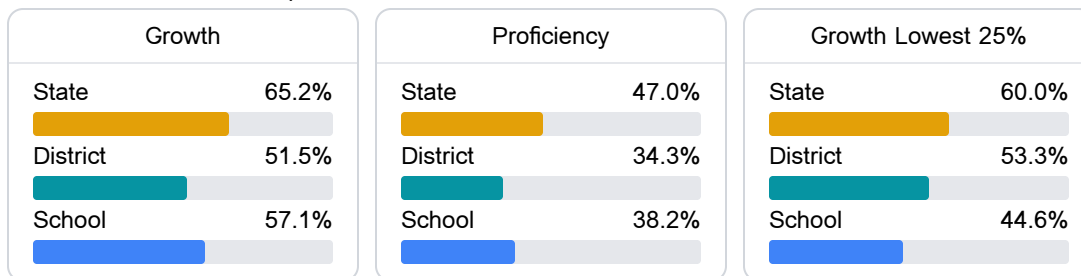
Identified for **Targeted Support and Improvement**

School Accountability Grade Components

Mississippi's accountability system assigns "A" through "F" letter grades for schools and districts. Grades are based on student achievement, student growth, student participation in testing, and other academic measures.

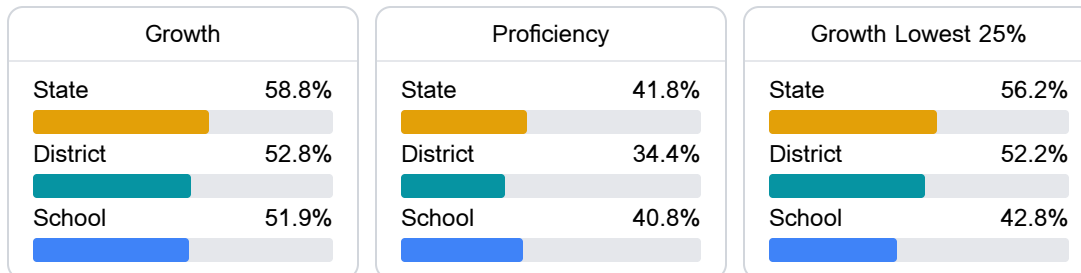
Math

Measurements of student performance on the statewide math assessment.



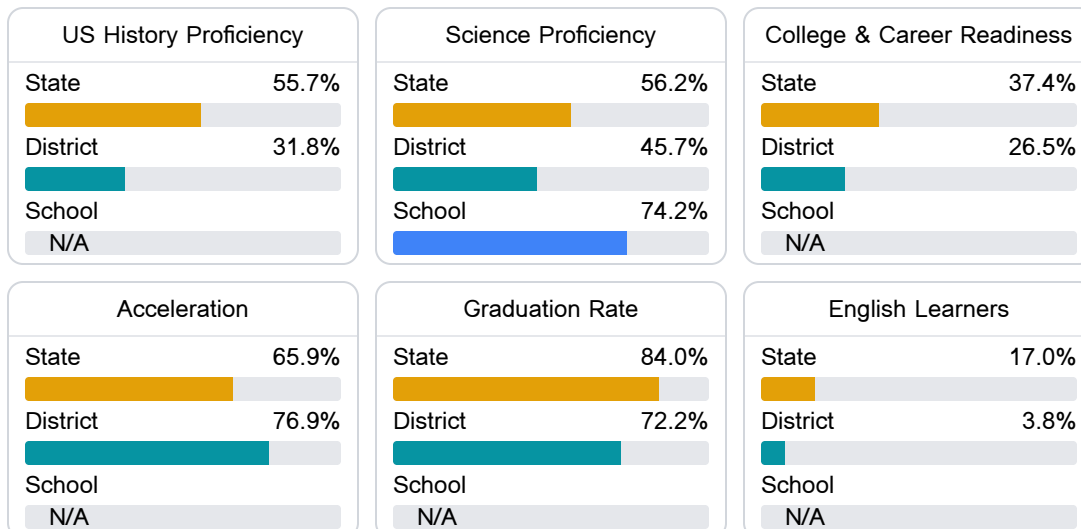
English

Measurements of student performance on the statewide English language arts (ELA) assessment.



Other Measures

Other measurements of student performance that factor into the accountability grade.



Teacher Data

26.7

Teachers



88.8%

Experienced Teachers

7.5%

Provisional Teachers

97.7%

In-Field Teachers

Detailed Assessment and Other Data

Student Performance

The following information shows each level of student performance on statewide assessments.

Math

Level 1		Level 2		Level 3		Level 4		Level 5	
State	5.6%	State	17.7%	State	31.2%	State	31.3%	State	14.1%
District	10.2%	District	24.2%	District	32.7%	District	24.3%	District	8.6%
School	10.2%	School	22.5%	School	30.5%	School	25.9%	School	11.0%
Minimal		Basic		Passing		Proficient		Advanced	

English

Level 1		Level 2		Level 3		Level 4		Level 5	
State	6.8%	State	19.6%	State	33.5%	State	28.9%	State	11.2%
District	12.8%	District	24.1%	District	31.4%	District	24.1%	District	7.6%
School	8.9%	School	24.2%	School	28.4%	School	31.4%	School	7.2%
Minimal		Basic		Passing		Proficient		Advanced	

Science

Level 1		Level 2		Level 3		Level 4		Level 5	
State	10.3%	State	13.6%	State	23.4%	State	36.0%	State	16.7%
District	20.6%	District	17.3%	District	23.4%	District	28.9%	District	9.7%
School	6.5%	School	6.5%	School	24.2%	School	38.7%	School	24.2%
Minimal		Basic		Passing		Proficient		Advanced	

Student Assessment Participation



Discipline



* Source: 2017-2018 Civil Rights Data Collection

Other Data



12.1 %

Chronic Absenteeism



\$8,917.68

Per-Pupil Expenditure