

Warren Central Intermediate Vicksburg Warren School District



2147 Sherman Ave
Vicksburg, MS 39183



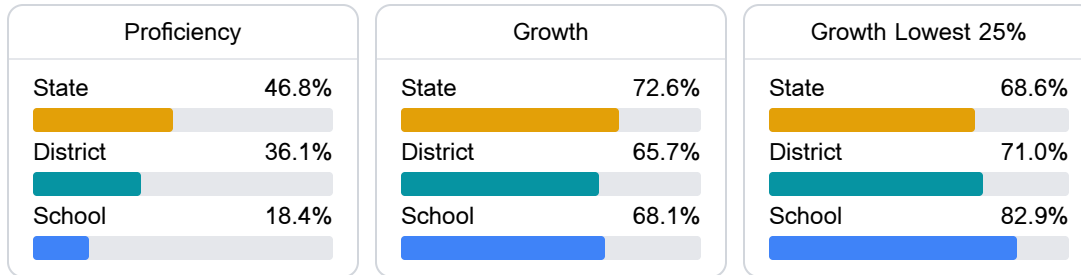
Identified for **Targeted Support and Improvement**

School Accountability Grade Components

Mississippi's accountability system assigns "A" through "F" letter grades for schools and districts. Grades are based on student achievement, student growth, student participation in testing, and other academic measures. COVID - 19 pandemic disruptions continue to be reflected in 2021 - 2022 accountability data, particularly growth data.

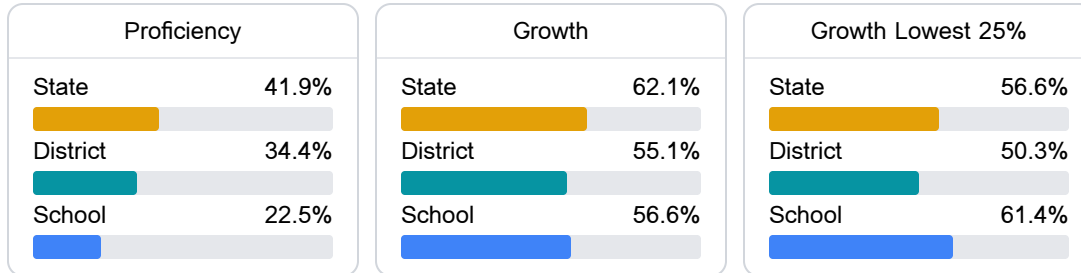
Math

Measurements of student performance on the statewide math assessment.



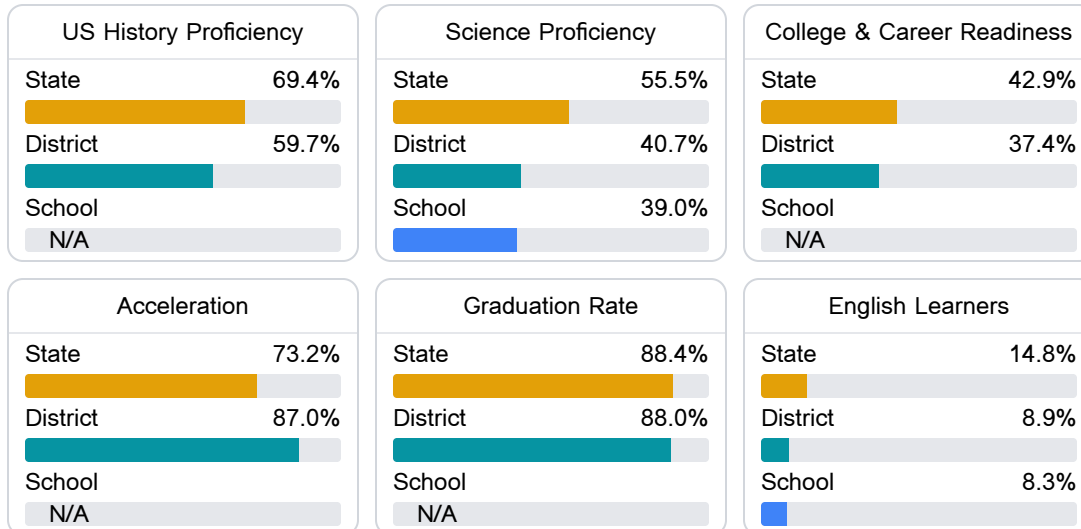
English

Measurements of student performance on the statewide English language arts (ELA) assessment.



Other Measures

Other measurements of student performance that factor into the accountability grade.



Teacher Data

30.4

Teachers



76.3%

Experienced Teachers

15.5%

Provisional Teachers

95.9%

In-Field Teachers

Detailed Assessment and Other Data

Student Performance

The following information shows each level of student performance on statewide assessments.

Math

Level 1		Level 2		Level 3		Level 4		Level 5	
State	7.0%	State	19.3%	State	27.3%	State	31.5%	State	15.0%
District	10.3%	District	25.6%	District	28.9%	District	25.8%	District	9.4%
School	11-20%	School	31-40%	School	21-30%	School	11-20%	School	0-10%
Minimal		Basic		Passing		Proficient		Advanced	

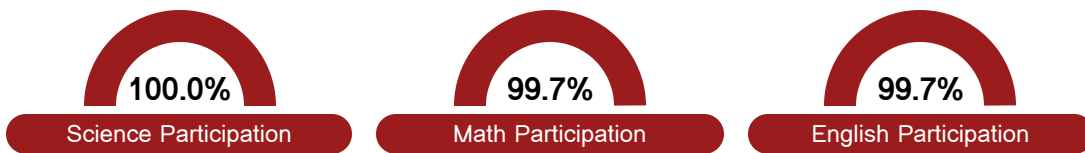
English

Level 1		Level 2		Level 3		Level 4		Level 5	
State	8.6%	State	18.9%	State	31.3%	State	29.1%	State	12.1%
District	13.6%	District	20.7%	District	31.9%	District	25.8%	District	8.1%
School	21-30%	School	21-30%	School	21-30%	School	11-20%	School	0-10%
Minimal		Basic		Passing		Proficient		Advanced	

Science

Level 1		Level 2		Level 3		Level 4		Level 5	
State	11.0%	State	12.4%	State	22.5%	State	34.7%	State	19.4%
District	18.8%	District	17.4%	District	24.1%	District	29.6%	District	10.2%
School	20.4%	School	16.8%	School	24.8%	School	28.3%	School	9.7%
Minimal		Basic		Passing		Proficient		Advanced	

Student Assessment Participation



Discipline

Other Data



37.4%

Chronic Absenteeism



\$11,150.38

Per-Pupil Expenditure