



Warren Central Intermediate

Vicksburg Warren School District



2147 Sherman Ave
Vicksburg, MS 39183



Tonya Magee
tmagee@vwsd.org

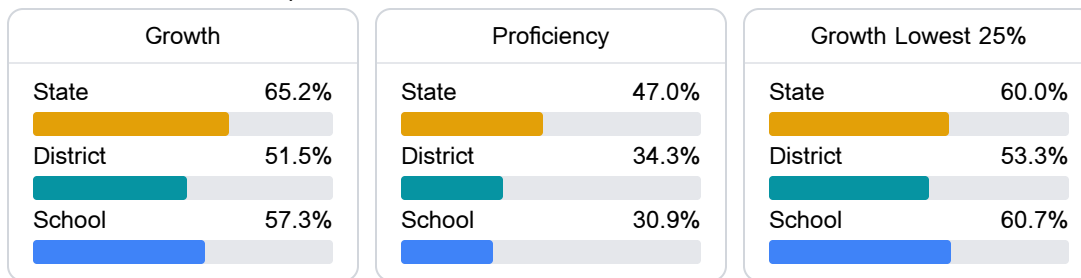
Identified for **Targeted Support and Improvement**

School Accountability Grade Components

Mississippi's accountability system assigns "A" through "F" letter grades for schools and districts. Grades are based on student achievement, student growth, student participation in testing, and other academic measures.

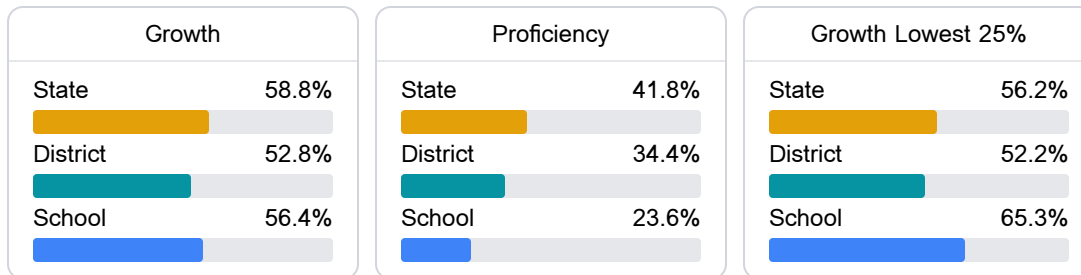
Math

Measurements of student performance on the statewide math assessment.



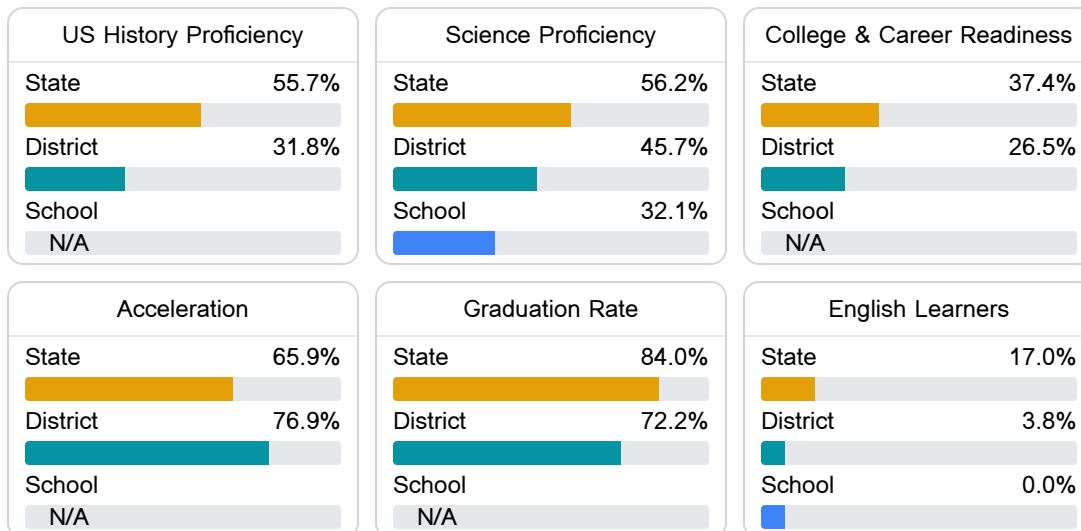
English

Measurements of student performance on the statewide English language arts (ELA) assessment.



Other Measures

Other measurements of student performance that factor into the accountability grade.



Teacher Data

37.4

Teachers



89.2%

Experienced Teachers

2.4%

Provisional Teachers

94.6%

In-Field Teachers

Detailed Assessment and Other Data

Student Performance

The following information shows each level of student performance on statewide assessments.

Math

Level 1		Level 2		Level 3		Level 4		Level 5	
State	5.6%	State	17.7%	State	31.2%	State	31.3%	State	14.1%
District	10.2%	District	24.2%	District	32.7%	District	24.3%	District	8.6%
School	13.4%	School	27.1%	School	29.7%	School	24.2%	School	5.6%
Minimal		Basic		Passing		Proficient		Advanced	


English

Level 1		Level 2		Level 3		Level 4		Level 5	
State	6.8%	State	19.6%	State	33.5%	State	28.9%	State	11.2%
District	12.8%	District	24.1%	District	31.4%	District	24.1%	District	7.6%
School	12.4%	School	30.4%	School	34.2%	School	17.2%	School	5.8%
Minimal		Basic		Passing		Proficient		Advanced	

Science

Level 1		Level 2		Level 3		Level 4		Level 5	
State	10.3%	State	13.6%	State	23.4%	State	36.0%	State	16.7%
District	20.6%	District	17.3%	District	23.4%	District	28.9%	District	9.7%
School	20.9%	School	16.5%	School	31.3%	School	24.4%	School	7.0%
Minimal		Basic		Passing		Proficient		Advanced	

Student Assessment Participation



Discipline



* Source: 2017-2018 Civil Rights Data Collection

Other Data



11.6%

Chronic Absenteeism



\$8,687.79

Per-Pupil Expenditure