



A Redwood Elementary School

Vicksburg Warren School District

 100 REDWOOD ROAD
Redwood, MS 39156

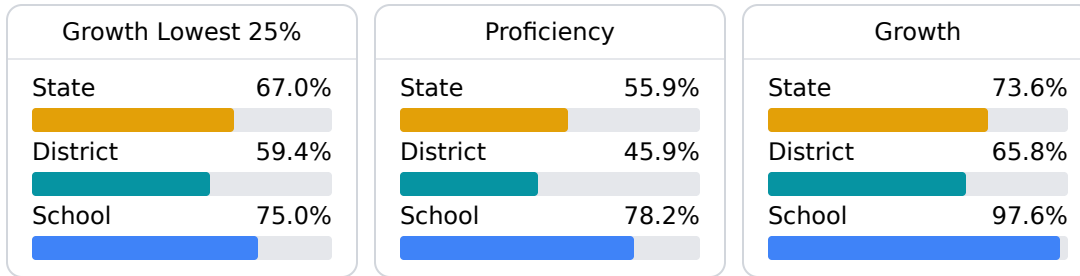
 Buddy Wooten
bwooten@vwsd.org

School Accountability Grade Components

Mississippi's accountability system assigns "A" through "F" letter grades for schools and districts. Grades are based on student achievement, student growth, student participation in testing, and other academic measures.

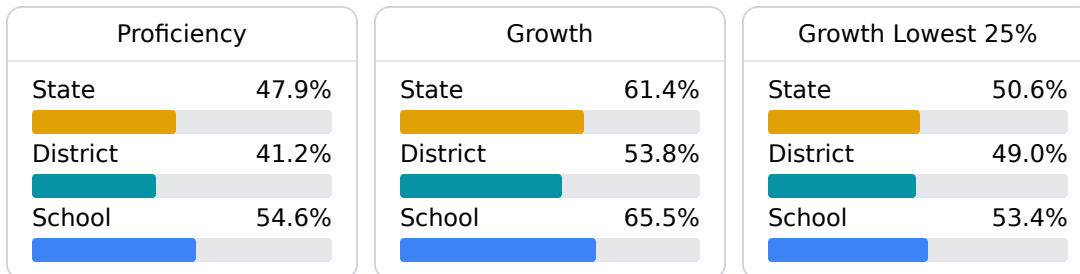
Math

Measurements of student performance on the statewide math assessment.



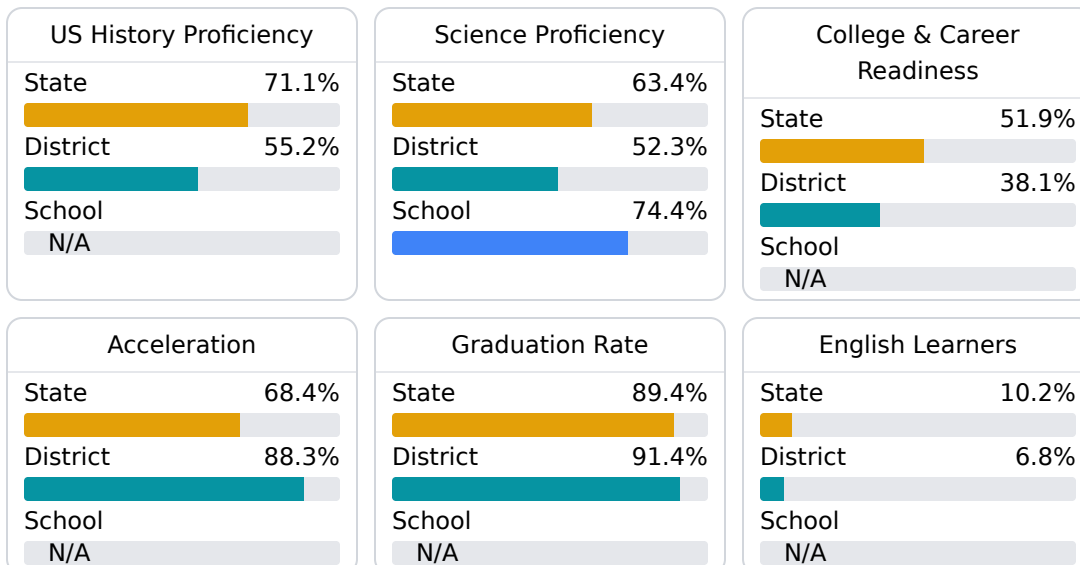
English

Measurements of student performance on the statewide English language arts (ELA) assessment.



Other Measures

Other measurements of student performance that factor into the accountability grade.



Teacher Data

28.0

Teachers



81.7%

Experienced Teachers

0.8%

Provisional Teachers

98.8%

In-Field Teachers

Detailed Assessment and Other Data

Student Performance

The following information shows each level of student performance on statewide assessments.

Math

Level 1	Level 2	Level 3	Level 4	Level 5
State 0-10%	State 11-20%	State 21-30%	State 31-40%	State 11-20%
District 0-10%	District 21-30%	District 31-40%	District 21-30%	District 11-20%
School 0-10%	School 0-10%	School 11-20%	School 31-40%	School 41-50%
Minimal	Basic	Passing	Proficient	Advanced

English

Level 1	Level 2	Level 3	Level 4	Level 5
State 9.1%	State 17.9%	State 27.3%	State 28.8%	State 16.9%
District 12.9%	District 20.8%	District 27.7%	District 26.5%	District 12.2%
School 8.3%	School 10.5%	School 27.1%	School 40.3%	School 13.8%
Minimal	Basic	Passing	Proficient	Advanced

Science

Level 1	Level 2	Level 3	Level 4	Level 5
State 11.2%	State 11.0%	State 19.5%	State 34.8%	State 23.5%
District 22.5%	District 13.9%	District 21.3%	District 30.5%	District 11.8%
School 0-10%	School 0-10%	School 11-20%	School 31-40%	School 31-40%
Minimal	Basic	Passing	Proficient	Advanced

Student Assessment Participation



Discipline

Other Data



41.4%

Chronic Absenteeism