

A Redwood Elementary School

Vicksburg Warren School District

100 REDWOOD ROAD
Redwood, MS 39156

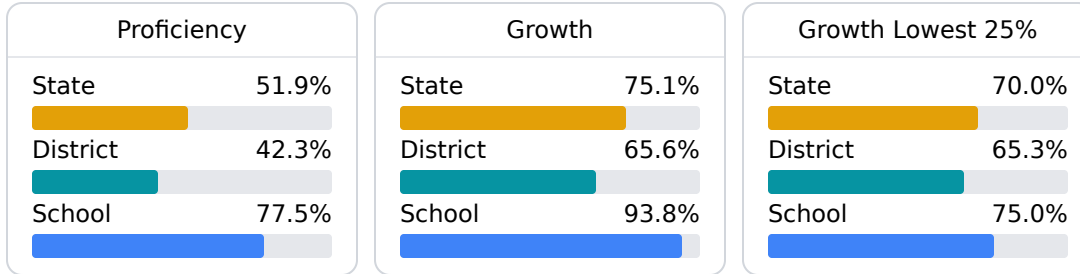
Buddy Wooten
bwooten@vwsd.org

School Accountability Grade Components

Mississippi's accountability system assigns "A" through "F" letter grades for schools and districts. Grades are based on student achievement, student growth, student participation in testing, and other academic measures.

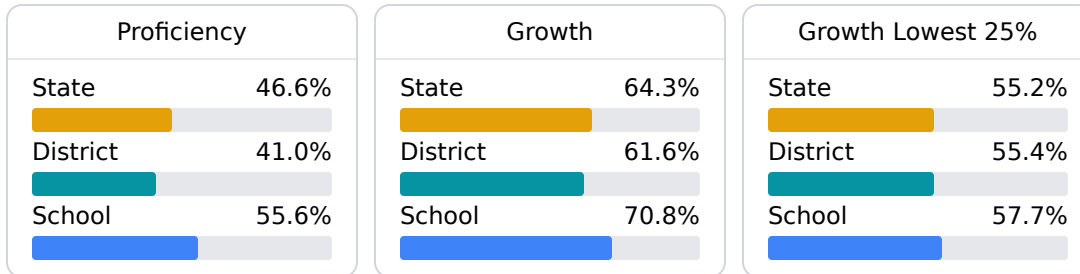
Math

Measurements of student performance on the statewide math assessment.



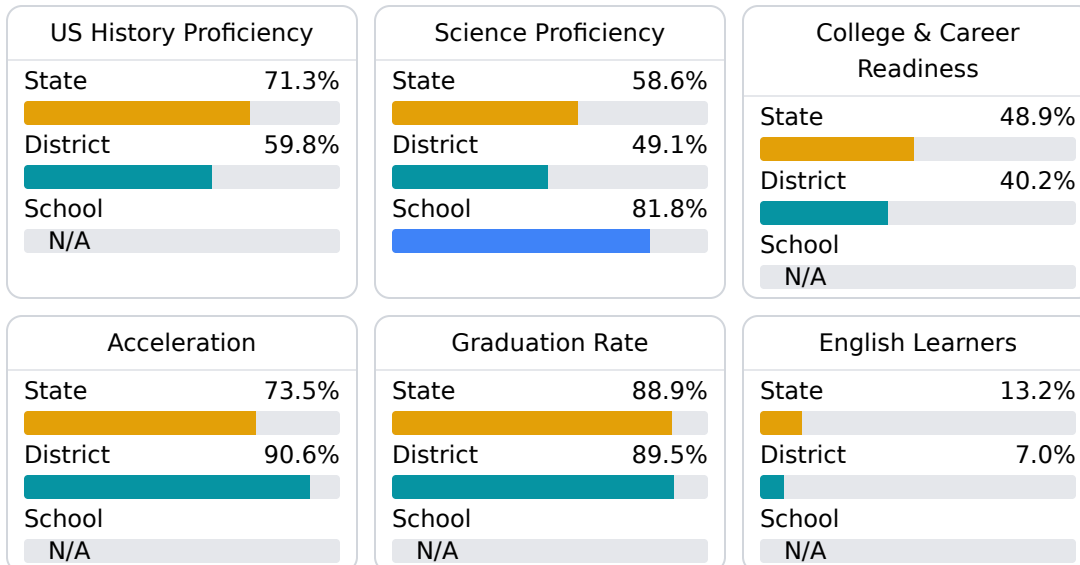
English

Measurements of student performance on the statewide English language arts (ELA) assessment.



Other Measures

Other measurements of student performance that factor into the accountability grade.



Teacher Data

27.8

Teachers



88.1%

Experienced Teachers

3.6%

Provisional Teachers

100.0%

In-Field Teachers

Detailed Assessment and Other Data

Student Performance

The following information shows each level of student performance on statewide assessments.

Math

Level 1	Level 2	Level 3	Level 4	Level 5
State 0-10%	State 11-20%	State 21-30%	State 31-40%	State 11-20%
District 6.8%	District 20.7%	District 30.6%	District 28.5%	District 13.5%
School 0-10%	School 0-10%	School 11-20%	School 31-40%	School 31-40%
Minimal	Basic	Passing	Proficient	Advanced

English

Level 1	Level 2	Level 3	Level 4	Level 5
State 8.3%	State 17.0%	State 29.7%	State 29.3%	State 15.7%
District 11.0%	District 18.8%	District 31.1%	District 26.5%	District 12.6%
School 6.3%	School 12.0%	School 29.7%	School 38.5%	School 13.5%
Minimal	Basic	Passing	Proficient	Advanced

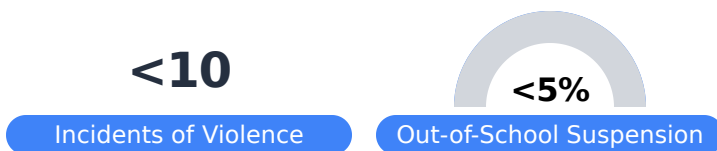
Science

Level 1	Level 2	Level 3	Level 4	Level 5
State 11.4%	State 11.9%	State 20.8%	State 33.6%	State 22.3%
District 17.0%	District 13.8%	District 23.4%	District 31.5%	District 14.3%
School 0-10%	School 0-10%	School 11-20%	School 31-40%	School 31-40%
Minimal	Basic	Passing	Proficient	Advanced

Student Assessment Participation



Discipline



Other Data



41.1%

Chronic Absenteeism



\$12,918.06

Per-Pupil Expenditure